



राष्ट्रीय परीक्षा एजेंसी  
National Testing Agency  
Excellence in Assessment



# All India Sainik Schools Entrance Examination 2022



**Information Bulletin**

## IMPORTANT INFORMATION AND DATES AT A GLANCE

### Important Information and Dates at Glance

#### FEE DETAILS AND IMPORTANT DATES

Activity	Dates
Online Submission of Application Form	27.09.2021 to 26.10.2021( Upto 5.00 PM)
Last Date of Successful Transaction of Fee through Credit/Debit Card/Net-Banking/Paytm	26.10.2021 (Upto 11.50 PM)

#### Fee Payable by candidates in INR:

Category	Fee payable
General/Wards of Defence personnel and ex-servicemen/OBC(NCL)* as per central list	Rs 550/-(Rupees five hundred and fifty only)
Scheduled castes/Scheduled tribes	Rs 400/-(Rupees four hundred only)

\*OBC-NCL List (other backward classes-non creamy layer) as per the Central List of other backward classes available on the website of National Commission for Backward Classes(NCBC), [www.ncbc.nic.in](http://www.ncbc.nic.in), as on the first day of the month in which the process of Online Admission Form for AISSEE commences. Candidates falling within this list may mention OBC-NCL in the Category column. State/ UT list OBC(NCL) who are not in the Central List of OBC(NCL) must not choose the category "OBC-NCL".

Note: The fee as mentioned above is exclusive of any taxes or service charges payable to banks/payment organisations, that may be applicable Fee as mentioned above is non-refundable. Fee once paid will not be refunded under any circumstances.

Correction of details filled in application Form on Website only	28.10.2021 to 02.11.2021
Downloading of Admit Cards from NTA website	Will be announced on the NTA website later
Date of Examination	09.01.2022(Sunday)
Duration of examination	Exam for admission to Class VI: 150 minutes Exam for admission to Class IX: 180 minutes.
Timings of examination	Exam for admission to Class VI: 2.00 pm to 04.30 pm Exam for admission to Class IX: 02.00 pm to 05.00 pm
Exam centre	As indicated in the admit card
Display of scanned OMR answer sheets, Question Paper Sets and answer keys	Will be announced on NTA website later
Websites	<a href="http://www.nta.ac.in">www.nta.ac.in</a> ; <a href="https://aissee.nta.nic.in">https://aissee.nta.nic.in</a>
Declaration of results	Will be announced on NTA website later

1. Candidates can apply for AISSEE 2022 “Online” only on the website <https://aissee.nta.nic.in>. The Application Form other than online mode will not be accepted.
2. Only one application is to be submitted by a candidate.
3. If a candidate submits more than one Application Form for admission to the same level, all his/her Application Forms shall summarily be rejected.
4. Candidates must follow the instructions strictly as given in the Information Bulletin and on NTA website <https://aissee.nta.nic.in>. Candidates not complying with the instructions shall be summarily disqualified.
5. Candidates must ensure that e-mail address and mobile number provided in the online application form are their own or that of their parents, as all information/ communication will be sent by NTA through e-mail on the given e-mail address or SMS on given mobile number only.
6. Instructions for filling Online Application Form:
  - ❖ Download and read the Information Bulletin carefully to ensure your eligibility.
  - ❖ Follow the steps given below to Apply Online:

Step-1: Apply for Online Registration using unique Email ID and Mobile No.

Step-2: Fill in the Online Application Form and note down the system generated Application No.

Step-3: Upload the following documents:

- Scanned images of Candidate’s Photograph (file size: 10 kb - 200 kb) in JPG/JPEG format
- Candidate’s Signature (file size: 4kb - 30kb) in JPG/JPEG format.
- Candidate’s left-hand thumb impression. (file size 10 kb -50 kb) in JPG/JPEG format. (In case of any eventuality of left thumb being unavailable, right hand thumb impression may be used)
- Date of Birth Certificate
- Domicile Certificate
- Caste/ Community/ Category Certificate
- Certificate of service (for Defence category-serving) and PPO for Ex-servicemen, as applicable.

(The certificates as detailed above: File size (100 kb to 400 kb) in JPG or JPEG format).

(If the information given or documents uploaded are not correct or incomplete or cannot be corroborated with the required original certificates at the time of admission, the candidate is liable to be rejected and admission denied to him or her)

Step-4: Pay fee using SBI/ICICI Bank/Paytm Payment Gateway through Debit Card/Credit Card/Net Banking/UPI and keep proof of fee paid. In case the Confirmation Page is not generated after payment of fee, then the transaction is cancelled and amount will be refunded to the candidate's account. However, the candidate has to make another transaction, in case the Confirmation Page is not generated.

Download save and print copies of confirmation page after successful remittance of fee and keep copies safely for future reference.

All the 4 steps can be done together in one go or at different times.

7. The final submission of Online Application Form will remain incomplete if Step-3 and Step-4 are not complete. Such forms will stand rejected and no correspondence on this account will be entertained.
8. Candidates are advised to keep the application number and password generated during registration confidential and use them to view registration data and download admit card, results etc.
9. Any request to change the exam centre, date and time provided on the admit card shall not be considered under any circumstances.
10. No request for refund of fee once remitted by the candidate will be entertained by NTA under any circumstances.
11. The entire application process of AISSEE 2022 is online, including uploading of scanned images, certificates, Payment of Fees, and Printing of Confirmation Page. Therefore, candidates are not required to send/submit any document(s) including Confirmation Page to NTA through Post/ Fax/ by Hand.
12. Candidates are advised to keep visiting the NTA website <https://aissee.nta.nic.in> regularly for all examination related updates and to check their emails. However candidates are advised to visit the respective school website for information about the school.
13. Candidates are NOT allowed to carry Instrument/ Geometry/ Pencil box, Handbag, Purse, cap, goggles, jackets, any kind of Paper/ Stationery/ Textual material (printed or written material), Eatables (loose or packed), Mobile Phone/ Ear Phone/ Microphone/ Pager, Calculator, DocuPen, Slide Rules, formulae, Log Tables, whitener, Camera, Tape Recorder, Electronic Watches with facilities of calculator, any metallic item or electronic gadgets/ devices, pointed instruments etc in the Examination Hall/Room.



## DISCLAIMER

1. Candidates are advised to read the Information Bulletin carefully and go through the instructions regarding filling of Online Application Form given on AISSEE 2022 website <https://aissee.nta.nic.in>, before starting online registration.
2. Candidate should ensure that all information entered during the online registration process is correct.
3. Online information provided by candidates like name of candidate, gender, contact/ address details, category, educational qualification details, date of birth, etc during online registration for AISSEE 2022 will be treated as correct/final and NTA will not entertain, under any circumstances, any request for change in information provided by the candidates.
4. NTA disclaims any liability that may arise to candidate(s) due to incorrect information provided by the candidate(s) during online registration process.
5. NTA does not edit /modify/alter any information entered by the candidates after completion of registration process under any circumstances. Any request for change in information thereafter will not be entertained. Therefore, aspirants are advised to exercise utmost caution while filling up correct details in registration system.

### Usage of Data and Information:

NTA can use the data provided by the candidate for internal purpose(s) including training, research and development, analysis and other permissible purpose(s).

### Help Desk:

Candidates can call on any of the following numbers of NTA for any assistance/clarification:

011 4075 9000, 011 6922 7700

Help Desk will be open from 10.00 am to 5.00 pm, Monday to Saturday.

They can also write to NTA at [aissee@nta.ac.in](mailto:aissee@nta.ac.in).

Candidates are advised to quote their application number, email ID and mobile number in their correspondence with NTA or the respective schools.

## INDEX

<b>Sr NO</b>	<b>Subject</b>	<b>Page No</b>
1	Chapter 1-Introduction	6
2	Chapter 2-About AISSEE-2022	7
3	Chapter 3- General Information	8
4	Chapter 4- Eligibility Requirements	13
5	Chapter 5- Admission and Reservations	14
6	Chapter 6- Steps in filling up the Examination Form	17
7	Chapter 7-Barred items	22
8	Chapter 8- Information for Parents/Guardians	23
9	Chapter 9-Admit Card	25
10	Chapter 10-Instructions to be followed in the examination hall	26
11	Chapter 11-Use of unfair means/malpractice	29
12	Chapter 12-Post exam activities and Declaration of results	31
13	Chapter 13- Special Instructions regarding COVID-19	35
Appendices (I to X)		38 - 73

## CHAPTER I INTRODUCTION

### 1.1 ABOUT NATIONAL TESTING AGENCY (NTA)

The Ministry of Education (MOE), Government of India (GOI) has established National Testing Agency (NTA) as an independent autonomous and self-sustained premier examining organization under the Societies Registration Act, 1860 for conducting efficient, transparent and international standards exams in order to assess the competency of candidates for admissions to premier higher educational institutions.

The objectives of NTA, inter-alia, include:

- i. To conduct efficient, transparent and international standard exams in order to assess the competency of candidates for admission.
- ii. To undertake research on educational, professional and examining system to identify gaps in the knowledge systems and take steps for bridging them.
- iii. To produce and disseminate information and research on education and professional development standards.

### 1.2 ABOUT SAINIK SCHOOLS SOCIETY (SSS)

Sainik Schools Society (SSS) is an autonomous organisation under the Ministry of Defence, Govt of India. The Society runs Sainik Schools. Sainik Schools are English medium residential schools affiliated to CBSE. Sainik Schools prepare Cadets to join the National Defence Academy (NDA), Khadakwasla (Pune), Indian Naval Academy, Ezhimala and other Training Academies for officers. At present there are a total of 33 Sainik Schools across the country. List of schools is given in **Appendix -I**

## CHAPTER 2 ABOUT AISSEE 2022

### 2.1 ADMISSION:

Sainik Schools Society (SSS) offers admission to Class VI and Class IX for the academic year 2022-23. Admission is based on the performance of candidates in the All India Sainik Schools Entrance Examination (AISSEE). The final selection is based on school-wise, class-wise, category-wise rank in merit list of the Entrance examination, medical fitness approved by competent Medical authorities and verification of original documents.

AISSEE 2022 will be conducted by National Testing Agency (NTA). A candidate is allowed to apply for admission to only one Sainik School. For details about the school, kindly visit the school website concerned.

### 2.2 ROLE OF NTA:

The responsibility of NTA is limited to inviting online applications for AISSEE 2022, conduct of the AISSEE 2022, processing and declaration of result and providing the merit list to the SSS.

### 2.3 DATE OF AISSEE 2022:

AISSEE 2022 will be held on 9<sup>th</sup> January 2022 (Sunday).

For admission to Class VI: From 02.00 pm to 04.30 pm

For admission to Class IX: From 02.00 pm to 5.00 pm

The schedule will remain unaltered even if the date of the exam is declared a Public Holiday.

### 2.4 IMPORTANT WEBSITES:

The official website of NTA is <https://aissee.nta.nic.in>

All the exam related information as amended from time-to-time, if any, will be available on this website only. Candidates must regularly view this website for exam updates.

Candidates are also advised to be in touch with the website of the concerned Sainik School for admission to which they had applied. List of Website addresses of the schools is available in **Appendix I**.



## CHAPTER 3 GENERAL INFORMATION

### 3.1 GENERAL INSTRUCTIONS

AISSEE 2022 will be conducted as per the guidelines of the Sainik School Society (SSS).

- Merely appearing and passing in AISSEE 2022 does not confer any right to the candidate for admission to the Sainik Schools.
- The selection and admission to Sainik Schools is subject to fulfilling the admission criteria, eligibility, rank in merit list, medical fitness, verification of original documents and such other criteria as may be prescribed by the SSS.
- Applications of candidates submitting false and fabricated information will be rejected and such candidates will be further debarred from appearing in examinations conducted by NTA.
- Incomplete application and applications not in accordance with instructions are liable to be rejected without any further intimation.
- The examination fee once deposited will not be refunded. Fee will neither be carried forward to a future examination nor refunded.
- Applications once submitted cannot be withdrawn. Candidates must note that mere deduction of fee from the bank account is not a proof of fee payment. The payment should be supported by fee payment and generation of Confirmation Page.
- Instructions in the Information Bulletin may change /be updated based on decisions taken by the NTA and other authorities from time to time. Candidates are advised to regularly check the website <http://aissee.nta.nic.in> for any further updates or information.
- NTA reserves the right to withdraw permission, granted inadvertently if any, to any candidate who is not eligible to appear in the AISSEE 2022 even though the Admit Card had been issued by the NTA.
- Candidate's admission to AISSEE 2022 is purely provisional and is subject to fulfilment of eligibility criteria prescribed by the SSS as applicable.
- In case of any ambiguity in interpretation of any of the instructions/ terms/ rules/criteria regarding determination of eligibility/conduct of examination/ registration of candidates/information contained therein, the interpretation of the SSS shall be final and binding.

### 3.2 SCHEDULE OF EXAMINATION

Schedule for important examination related activities has been given in the following table. However, candidates are requested to keep themselves updated about the schedule through NTA and AISSEE website <https://aissee.nta.nic.in>.

Online Submission of Application Form	27.09.2021 to 26.10.2021( Upto 05.00 PM)
Last Date of Successful Transaction of Fee through Credit/Debit Card/Net-Banking/Paytm	26.10.2021(Upto 11.50 PM)
Correction of details filled in Application Form on Website only	28.10.2021 to 02.11.2021
Downloading of Admit Cards from NTA website	Will be announced on the NTA website later.
Date of Examination	9th January 2022(Sunday)

### 3.3 DURATION OF EXAMINATION:

Exam for admission to	Duration	From	To
VI Std	150 minutes	02.00 pm	04.30 pm
IX Std	180 minutes	02.00 pm	05.00 pm

Centre: As indicated on the Admit Card

Display of Attempted Question Paper and Provisional Answer Keys: To be announced later  
Website <https://aissee.nta.nic.in>

### 3.4 SCHEME OF EXAMINATION

**Mode of Examination:** Paper pencil on OMR answer sheets for admission to both Class VI and Class IX.

**Type of Questions:** Multiple Choice Questions

Scheme of Examination is as follows:

**For VI Std (Based on topics listed in Appendix-II)**

Section	Topic	No. of Questions	Marks for each correct answer	Total marks
A	Mathematics	50	3	150
B	Intelligence	25	2	50
C	Language	25	2	50
D	General Knowledge	25	2	50
	Total	125		300

**For IX Std (Based on topics listed in Appendix- III)**

Section	Topic	No. of Questions	Marks for each correct answer	Total marks
A	Mathematics	50	4	200
B	Intelligence	25	2	50
C	English	25	2	50
D	General Science	25	2	50
E	Social Science	25	2	50
	Total	150		400

There is no negative mark for a wrong response.

**3.5 MEDIUM OF EXAMINATION**

**For admission to Class IX: English only**

**For admission to Class VI:**

- English
- Hindi
- Assamese
- Bengali
- Gujarati
- Kannada
- Malayalam
- Marathi
- Odiya
- Punjabi
- Tamil
- Telugu
- Urdu

- i. A candidate can choose any of the above languages irrespective of school applied for.
- ii. Option of medium of Question Paper should be carefully chosen while filling in the Application Form. The option once exercised cannot be changed.
- iii. Candidates opting for English or Hindi would be provided bilingual Exam Booklet (i.e. in English and Hindi).
- iv. Candidates opting for Regional languages would be provided Exam Booklet in the language opted by the candidate in their application form and English.
- v. In case of any ambiguity in translation/construction of a question in the exam, its English version (except for the Language section questions) shall be treated as final and the decision of NTA shall be final in this regard.

Candidates passing in AISSEE 2022 would be eligible for admission, irrespective of the medium of the examination, subject to meeting other eligibility criteria.

### 3.6 SYLLABUS FOR THE EXAM

Syllabus is as prescribed by the SSS. Topics covered are in **Appendix II** and **III**

Question papers of the earlier exams will be available on the NTA website [www.nta.ac.in](http://www.nta.ac.in)

### 3.7 CENTRES / CITIES FOR AISSEE 2022:

List of cities where the AISSEE - 2022 will be conducted is given at **Appendix IV**.

Candidates domiciled in Telangana will be considered to be part of the Home State of Andhra Pradesh. So also, candidates domiciled in Ladakh will be considered to be part of the Home Union Territory of Jammu and Kashmir.

While filling up Online Application Form, candidates should select four Convenient City Codes from **Appendix IV** as their choice of centre cities in order of their priority.

NTA will not be responsible for any inconvenience due to incorrect selection of city codes by the candidates.

In case, the number of candidates opting for a city is less than a certain minimum, NTA reserves its right not to allot any centre in that City.

In case, the number of candidates opting for a city as centre with Regional language (other than English and Hindi) is less than certain minimum, candidates may be allotted Centre in another city irrespective of the city opted by the candidates for appearing in the examination.

Though, every effort will be made to allot a centre in one of the cities selected by the candidate, the NTA reserves its right to allot a centre in a city other than the candidate's choice.

Allotment of centres will be done by the computer and there will be no human intervention.

Note: All efforts will be made by NTA to consider the comfort and convenience of candidates while allotting centres.

**Caution.** Candidates/ Parents/ Guardians are cautioned not to fall prey to unscrupulous touts, crooks and fraudsters who may make false, bogus and misleading assurances/ claims while approaching them (using spoofed emails, SMS, fake telephone calls or forged documents or personally in the name of NTA/ Sainik Schools Society) for assistance with admission in exchange of monetary considerations. They are also likely to collect personal data of the aspiring candidates which may be misused by them in future. Neither NTA nor Sainik Schools Society has authorised any person or agency to offer help for online registration and support for AISSEE-2022 on their website or to use the name, logo and their website contents. It is hereby made clear that NTA or Sainik Schools Society do not have any agents or touts, liaison, admission offices, representatives or any other office/ school than those mentioned on the official website. In case candidates are approached by any such agent promising undue favour, they should not respond to such offers and should immediately approach the police



authorities if the situation so warrants. Candidates could get their grievances addressed and ascertain the status of their candidature from the public grievances and nodal officers at NTA.

## CHAPTER 4 ELIGIBILITY REQUIREMENTS

### 4.1 ELIGIBILITY TO APPEAR IN AISSEE 2022

#### For admission to Class VI:

- A candidate should be between 10 and 12 years as on 31 March 2022 for admission to Class VI, i.e. he/she should have been born between 01 April 2010 and 31 March 2012 (both days inclusive) for admission to the academic year 2022-23.
- Admission for Girls is open for Class VI. Age criteria is same as boys. Candidates are advised to check the availability of seats for girls from **Appendix VI** carefully.

#### For admission to Class IX:

- A candidate should be between 13 and 15 years as on 31 March 2022, for admission to Class IX, i.e. he/ she should have been born between 01 April 2007 and 31 March 2009 (both days inclusive) for admission to the academic year 2022-23. Admission to Class IX is not open for girls.
- He/ she should have passed Class VIII exam from a recognized school at the time of admission.

### 4.2 PASSING MARKS FOR ADMISSION:

A candidate is eligible for admission to the Sainik Schools, if he/ she secures a minimum of 25% marks in each subject of the exam and 40% marks in aggregate of all the subjects of AISSEE 2022. However, admission will be based on relative merit (in AISSEE) of candidate in his/ her category in the school opted by him/ her, medical fitness and verification of requisite documents.

However, no minimum marks are prescribed for candidates belonging to Scheduled Caste or Scheduled Tribe category. They will be admitted on the basis of inter-se merit at the Entrance Examination within their respective categories, subject to their meeting the eligibility requirements, medical fitness and verification of requisite documents.

In case an SC/ST/OBC(NCL) category candidate comes in the general merit on his/ her own, he or she would be admitted against general seat and will not be adjusted against the reserved share of SC/ST/OBC(NCL) seats.

## CHAPTER 5 ADMISSION AND RESERVATIONS

### 5.1 ADMISSION:

Candidates are advised to go through the Admission Policy/procedure hosted on the website of the Sainik Schools and understand the procedure clearly.

Tentative Intake at Class VI and Class IX level in each of the Schools is given in **Appendix VI**.

Registration for admission is for a particular school, under a particular category opted by the candidate. Admissions will be made purely on merit within each category based on the marks secured in the entrance exam subject to medical fitness and verification of requisite documents.

### 5.2 RESERVATION:

67% of the seats are reserved for candidates domiciled in the State/ UT where the Sainik School is located.

33% of the seats are reserved for candidates from Other States and Union Territories(UT).

Within each Category of Home State/ UT and Other States/ UT quota, seats will be reserved on the following lines:

- a) 15% of the seats are reserved for the category Scheduled Caste (SC),
- b) 7.5% for the category Scheduled Tribe (ST) and
- c) 27% for the category Other Backward Classes belonging to the Non Creamy layer (OBC-NCL) as per the central list.

Thus, 49.50% of the seats in Sainik School are reserved on the above mentioned lines.

Out of the balance 50.50% of the seats in the Home State/ UT and Other States/ UT quota, 25% of the seats are reserved for the wards of defence personnel and ex-servicemen.

In "Other States/ UT" quota, seats will be allotted in each category as per merit, subject to a maximum limit of 25% of vacancies in the category for any State or Union Territory. For example, if there are 10 seats in Other States/UT General Category, not more than 3 seats will be allotted to any one State, i.e. 25% of 10 or 2.5 rounded off to 3.

In Class VI of each Sainik School, 10% of the total vacancies or 10 seats, whichever is more, are reserved for girls.

Please see **Appendix V and VI** for more details in this regard.

Candidates are also advised to regularly check the website <https://aissee.nta.nic.in> or the respective school website for information on:

- a) school-wise, class-wise, category-wise tentative vacancies and
- b) school-wise, class-wise, category-wise marks scored by the first candidate and the last candidate called for medical exam, as per the Initial Call List;
- c) marks scored by the first candidate and the last candidate admitted to the particular Sainik School and
- d) Cut-Off marks (total marks scored by the last candidate in the Waiting List in each category of a Class in a Sainik School), as per the Final Merit List.

In case an SC/ST/OBC(NCL) category candidate comes in the general merit on his/ her own, he or she would be admitted against general seat and will not be adjusted against the reserved share of SC/ST/OBC(NCL) seats.

Other Backward Classes-Non Creamy Layer will be as per the central list of Other Backward Classes available on National Commission for Backward Classes (NCBC), Government of India website [www.ncbc.nic.in](http://www.ncbc.nic.in), as on the first day of the month in which the process of Online Admission Form for AISSEE commences. Only the candidates falling in this list may mention OBC(NCL) in the Category Column. These candidates are also required to satisfy the income criteria as laid down. State/ UT list OBC candidates who are not in OBC-NCL (Central List) must not choose OBC- NCL category.

### 5.3 UNFILLED SEATS:

Unutilised seats in each Sainik School will be allotted in the following stepwise manner:

- i. Deficiencies in Other States/ UT Reserved Category (SC/ ST/ OBC-NCL) (List B) shall be filled by candidates from Home State/ UT's corresponding Reserved Category (SC/ ST/ OBC-NCL) (List A)
- ii. Deficiencies in Other States/ UT General Category (List B) shall be filled by candidates from Home State/ UT General Category (List A)
- iii. Deficiencies in Defence Category- both Home State/ UT and Other States/ UT in List A and List B shall first be filled by children of Coast Guard or Assam Rifles personnel as per their domicile status and inter se merit, if there are any volunteers from the respective School's Waiting List under any category, after the Final Merit List is published \*.
- iv. Further deficiencies in Other States/ UT Defence Category (List B) – after reviewing the candidature of the children of Coast Guard and Assam Rifles personnel as given in Para (iii) above, shall be filled by candidates from Home State/ UT Defence Category (List A)
- v. Further deficiencies in Home State/ UT Defence Category (List A) shall be filled by candidates from Home State/ UT General Category (List A)
- vi. Deficiencies in Home State/ UT Reserved Category (SC/ ST/ OBC-NCL) (List A) shall be filled by candidates from Other States/ UT's corresponding Reserved Category (SC/ ST/ OBC-NCL) (List B)+ .
- vii. Deficiencies in categories of Girl Candidates shall be filled up by Boy candidates in the corresponding category.
- viii. Remaining deficiencies in all categories (after the internal transfer of vacancies enumerated above) may be filled up by candidates in Waiting List of other Sainik Schools. Within approximately four weeks after the publication of Final Merit List



(during which the initial admission process is scheduled to be completed), Sainik Schools with deficiency in any category/ categories shall notify on all the schools websites, with details of category-wise unfilled vacancies and marks of the last candidate admitted in each category, inviting applications from candidates in the Waiting List of other Sainik Schools. Balance vacancies in particular categories of any school shall thus be filled as per category-wise combined merit list of the candidates of other Sainik Schools who apply for the seats. By a specified date, candidates who are in the Waiting List of other schools may apply to any one Sainik School only, subject to the following conditions:-

- a) Only candidates who are in the Waiting List for admission at other Sainik Schools are eligible to apply for seats notified by a Sainik School which has deficiencies in particular categories. If it is later found that a candidate had already been offered/ confirmed admission at the original Sainik School, prior to the notification date for filling up vacancies, he or she shall forfeit the seat at both schools (if considered necessary, a Non Availability Certificate (NAC) signed by the Principal of the Sainik School originally applied for, may be called for by the new Sainik School after admission is confirmed).
  - b) There should be vacancy in the category to which the candidate applies.
  - c) If the candidate is applying to a Sainik School which is located in his or her Home State/ UT, he or she would be considered only for any vacancy under the respective Home State/ UT category (in the relevant sub category as per List-A).
  - d) If the candidate is seeking admission under Other States/ UT category (in List-B), there should be vacancy not only in this category (and relevant sub-category) but also within the State wise quota based on the extant criteria. The School shall also notify accordingly.
  - e) Candidate should have scored more marks than the total marks scored by the last candidate admitted in the relevant category at the school applied for.
  - f) Candidate should have been declared medically fit (if considered necessary, certificate of medical fitness may be endorsed by the Principal of Sainik School originally applied for, after admission to the new Sainik School is confirmed).
  - g) Candidates should furnish all mandatory documents/ certificates including AISSEE mark list for the current session.
- ix. After all the above steps, if there are unfilled vacancies in the reserved categories (SC/ ST/ OBC-NCL), these shall be filled by Home State/ UT General Category (List A).

#### **5.4 IMPORTANT NOTE:**

**\*Wards of Coast Guard/Assam Rifles personnel are advised not to select Defence Category**, but are required to select SC, ST, OBC(NCL) or General category option, as applicable. They will be considered for Defence Category only if there are vacancies after the admission of wards of serving and ex-service defence personnel. Wards of Coast Guard/Assam Rifles personnel are not entitled for Defence scholarship.

+ However if any of the reserved categories (SC, ST or OBC-NCL) is/ are not available within the Home State/ UT, the seats shall be distributed among the available categories within the Home State/ UT in order that 67% of the seats remain with the Home State/ UT. **No change in the category will be entertained** after submission of the application form and no subsequent changes will be effective, except through the "Correction Window".

## CHAPTER 6

### STEPS IN FILLING UP THE EXAMINATION FORM

#### 6.1 HOW TO APPLY FOR AISSEE 2022:

A candidate can apply for AISSEE 2022, online only at <https://aissee.nta.nic.in>

Candidates are advised to

- a) Read the Information Bulletin carefully and ensure that they fulfil the eligibility requirements before applying.
- b) Go through Appendix VI of the Information Bulletin, on tentative vacancies in the various Sainik Schools and ensure that there are vacancies in the relevant category in the school being opted by them, before applying.
- c) Keep all required information such as scanned documents of photographs, signature, left hand thumb impression, birth certificate issued by the Municipal Committee/Board/Corporation or Registrar of Births and Deaths or transfer certificate, domicile certificate, caste certificates, service certificate as applicable, ID proof, credit/debit card for making payments, mobile phones for getting OTPs, etc before applying online so that the relevant document can be promptly uploaded.

#### Step I: Registration Page

- (i) Candidate's Name/ Mother's Name/ Father's Name as in the school records. Date of Birth in dd/mm/yyyy format as recorded in date of birth certificate/school records
- (ii) Identification Type: Candidates need to provide any one of the following identity details: School ID card or PAN Card or Aadhaar Number (last 4 digits), or Passport Number or any other Photo Identity Card issued by Government.
- (iii) Mobile Number and e-mail Address: Candidates must provide Mobile Number or email address (their own or that of their parents)
- (iv) Provide complete postal address with PIN Code (Correspondence and Permanent address) for further correspondence.

#### Step II: Fill in the complete Application Form

The application particulars entered in Step-I can be edited before final submission of the Application Form except Mobile No. and Email address, which will not be changed after payment.

Other Backward Classes-Non Creamy Layer will be as per the central list of Other Backward Classes available on National Commission for Backward Classes (NCBC), Government of India website [www.ncbc.nic.in](http://www.ncbc.nic.in), as on the first day of the month in which registration commences. Only the candidates falling in this list may mention OBC in the Category Column. State/ UT list OBC candidates who are not in OBC-NCL (Central List) must choose "General".

### **Choice of Schools:**

The candidate shall be allowed to select only one Sainik School.

### **Choice of Examination Cities:**

The candidate should select any four cities of their choice for examination of AISSEE 2022 given at **Appendix IV**.

Allotment of Centre is made by computer and there is no human intervention.

Choices once exercised will not be changed under any circumstances.

Note:

- Candidates are advised to verify the correctness of the information provided by them by pre-viewing the online application form before payment. If required candidates may edit their application form before submission.
- Only one application should be submitted by a candidate.
- Once finally submitted, details filled in certain specific fields may be changed only during correction window. After that no communication in this regard will be entertained.
- Registration will be treated as complete only if the fee has been transacted successfully, else the form will be cancelled.
- Candidates are not required to send/ submit hard copy of Confirmation Page to NTA office. **However, the candidates are advised to retain the hard copy of the Confirmation Page and proof of fee submitted for future need.**
- Candidates must note that mere deduction of fee from the bank account is not a proof of fee payment. The payment should be supported by updated fee and generation of Confirmation Page which is the proof of successful submission of Application Form.

### **Step III: Uploading of scanned images**

#### **Candidate's Photograph: to be uploaded**

- Passport size Photograph (size: 10 kb to 200 kb) in JPG or JPEG format.
- The photographs must be taken on or after 1<sup>st</sup> July 2021 preferably indicating clearly the name of candidate along with the date of taking the photograph. Photograph should not be with cap or goggles. The focus needs to be on face (80% face coverage, ears clearly visible, on white background)
- Spectacles are allowed only if being used regularly.
- Polaroid and Computer-generated photos are not acceptable.
- Applications not complying with these instructions or with unclear photographs are liable to be rejected.
- Application without photographs shall be rejected.
- The photographs need not be attested. Candidates are advised to keep 6 to 8 passport size and colour photographs with white background.
- Candidates may note that if the photographs uploaded are found to be fabricated or defaced or seem to be hand-made or computer made etc, the application of the

candidate will be rejected and the same will be considered as using Unfair Means(UFM) and the candidate would be dealt with accordingly.

- In case someone else's or unrelated photographs have been uploaded, the candidature shall be cancelled and the case will be considered as using UFM. Criminal action as per laws of the country shall also be initiated.

#### **Candidate's Signature: to be uploaded**

- The candidate should put his/ her full signature in running handwriting [not in capital letter] on white paper with Black Ink pen and scan for uploading.
- File size must be between 4 kb to 30 kb in JPG or JPEG format.
- Online Application Forms without uploaded signatures will be rejected.
- In case someone else's signature has been uploaded, the candidature shall be cancelled and the case will be considered as using UFM. Criminal action as per laws of the country shall also be initiated.

#### **Candidate's left hand thumb impression: To be uploaded**

- A candidate should affix his/her left hand thumb impression on white paper with Blue Ink and scan for uploading. File size must be between 10 kb and 50 kb in JPG or JPEG format. Further, unclear left hand thumb impression in online application forms will also be rejected.

Note: Candidate must ensure that the uploaded images are clear and proper.

The candidate should scan his/her domicile certificate, caste certificate or service certificate as applicable and the date of birth certificate for uploading. File size must be between 100 kb to 500 kb in JPG or JPEG format.

If domicile certificate of the candidate is not available, the domicile certificate of the parent may be uploaded in the relevant field. Proof of domicile of successful candidates are to be furnished during admission.

The residence/domicile certificate is to be issued by the concerned authority of State Government/Union Territory certifying that the person bearing the certificate is a domicile/resident of State/Union Territory to whom the certificate is being issued.

#### **Step IV: Payment of Fee and Status of receipt of Online Application Form with Fee:**

After completing Step III of online Application Form, candidates may remit the examination fee (Step IV) by choosing the following options:

- Select Debit/Credit Card/Net-banking/UPI- Mode of Payment and Service Provider (Service/Processing charges per transaction & GST (as applicable) to be paid by the candidate) and complete the steps as instructed.

- Print the Confirmation Page after completion of Step-IV i.e. payment through Debit/Credit card/ Net banking/UPI through State Bank of India/ICICI Bank/Paytm as service provider.
- If candidate fails to complete all the steps upto Step IV, the final submission of Online Application will remain incomplete and unsuccessful.
- Generation of Confirmation Page confirms final submission of Application Form. If Confirmation Page has not been generated, this means that Application Form has not been submitted successfully.

Note: In case, the fee payment status is not 'OK' the candidates are advised as follows:

- If the fee is paid through credit/debit card and status is not OK, it means the transaction is cancelled. Therefore, such candidates have to pay the fee once again and ensure the OK fee status. For cancelled transactions, the amount will, automatically, be refunded to concerned credit/debit card after the last date of online submission of Application Form or the process of Fee Reconciliation.

A candidate can make changes in his/her form till payment of fee. He/she will not be allowed to make any changes in the form, after payment of the fee.

## 6.2 Check List for filling the Online Application Form:

The candidates are advised to ensure the following points before submitting the Online Application Forms:

- (i) Whether they fulfil the prescribed eligibility conditions for the exam.
- (ii) That they have furnished the correct name, address and date of birth
- (iii) That they have furnished the correct domicile State/ UT
- (iv) That they have selected their gender viz. Male/Female correctly.
- (v) That they have selected their category viz SC/ST/ OBC-NCL (Non-Creamy Layer)/ Defence/General correctly.
- (vi) That they have selected the school, class and the exam city correctly
- (vii) Whether they have kept a Printout of Application Form (Confirmation Page) for their own record.

**Notes:**

The requisite documents (including original) and candidature will be verified at various stages of the exam process against the details provided by the candidates during the online registration/application. The candidature is liable to be rejected if the candidate fails to produce the requisite documents or if the candidate is not able to furnish the requisite documents which corroborates with the details given in the online application form.

Candidates are advised to maintain secrecy regarding their application number and password so as to prevent change of profile or data filled by them by other unauthorised persons.

**6.3 QUERY REDRESSAL SYSTEM (QRS)**

National Testing Agency (NTA) has established a Query Redressal System (QRS), an online web-enabled system developed by NTA. QRS is the platform based on web technology which primarily aims to enable submission of queries/grievances by the Registered Candidate(s) of AISSEE-2022 Examination with (24x7) facility for speedy and favourable redressal of the queries/grievances. A Unique Registration Number will be generated for tracking the status of the queries/grievances.

The Registered Candidate(s) are advised to use the online facility for speedy and favourable response before mailing their queries on the official email ID of NTA i.e. [aissee@nta.ac.in](mailto:aissee@nta.ac.in)

**6.4 COMMON SERVICES CENTRES/ FACILITATION CENTRES**

Candidates who are not conversant and are facing difficulties in the online application due to various constraints, can use the services of Common Services Centre, Ministry of Electronics and Information Technology, Government of India under the Digital India initiatives of Hon'ble Prime Minister. The Common Services Centre (CSC) scheme is a part of the ambitious National e-Governance Plan (NeGP) of Government of India and is managed at each village panchayat level by a Village level Entrepreneur (VLE).

There are more than 1.5 lakhs Common Services Centres (CSC) across the country which will provide the desired support to candidates from urban as well as rural areas in online submission of application form and payment of fee through e-wallet. The list of the Common Services Centre is available on website: [www.csc.gov.in](http://www.csc.gov.in).

## CHAPTER 7 BARRED ITEMS

Candidates are not allowed to carry the following items inside the examination centre under any circumstances. Candidates will be subjected to extensive and compulsory frisking before entering the exam centre with the help of hand held metal detectors.

- Any stationery item like textual material (printed or written) bits of papers, geometry/pencil box, Plastic Pouch, calculator, pen, scale, writing pad, pen drives, eraser, electronic pen or scanner etc
- Any communication device like mobile phone, blue tooth, earphones, micro phone, pager, health band etc
- Other items like wallet, goggles, handbags, belt, cap etc
- Any watch or wristwatch, bracelet, camera etc
- Any ornaments /metallic item
- Any food item opened or packed
- Any other item which could be used for unfair means, by hiding communication device like microchip, camera, blue tooth device etc.

No arrangement will be made at the centres for keeping any articles, /items belonging to the candidates.

In case any candidate is found in possession of any of the barred items inside the centre it will be considered as use of Unfair Means and action will be taken against the candidate in accordance with the relevant provisions.



## CHAPTER 8 INFORMATION FOR PARENTS/GUARDIANS

It is expected that parents/guardians will guide their wards appropriately on the following issues before leaving home for appearing in AISSEE 2022.

Candidates should avoid coming with more than one escort (parent/ guardian). Escorts shall remain outside the gate during the conduct of the examination and therefore it shall be their responsibility to maintain all health and safety norms with respect to COVID-19.

Candidate will not be allowed to enter the exam centre after 1.30 PM. Therefore, the candidate shall leave home well in advance, taking into consideration various factors such as traffic, location of the centre and weather conditions etc. It would be appropriate to visit the centre a day before the examination to confirm the location, distance etc to avoid any problem of reaching late at the centre and then not being allowed to appear in the examination.

Candidate shall follow all the instructions and maintain discipline in the examination hall.

Candidate shall not breach any examination rule.

Candidate shall not use or promote any unfair means activity during the examination.

Candidate will not be allowed to leave the exam hall till the conclusion of the exam.

Candidate is advised not to attend examination on an empty stomach.

In case the candidate finds another candidate using unfair means in the examination, the same shall be immediately informed to the invigilators on duty.

Candidate are permitted to bring only the following items, to the examination centre:

- Admit card (with Self Declaration on it downloaded from NTA website) with passport size photograph and thumb impression affixed on it
- Valid and original Photo ID proof
- Personal hand sanitizer (50ml)
- Drinking water in a personal transparent water bottle
- Face mask and gloves
- A simple transparent ball point pen

A candidate shall not bring any barred items to the centre.

Candidate shall co-operate in frisking with the staff at Examination Centre.

Candidate will report at the centre at the time indicated on his/her admit card to make themselves available for compulsory frisking and completing other registration procedures.

Candidates are advised to regularly visit website <https://aissee.nta.nic.in> and also check registered email /SMS for any update regarding examination.

In case your ward is found breaching any of the above mentioned rules, your ward will not be permitted to enter the examination centre and will not be allowed to appear in the examination.

If your ward indulges in any unwanted activities, he/ she shall be debarred from taking this examination as per rules and shall also be liable for criminal action and or any action as may be deemed fit by NTA.

## CHAPTER 9 ADMIT CARD

The Admit Card is issued provisionally to the candidates, subject to the fulfilment of the eligibility conditions.

Admit card will be hosted on the NTA website <https://aissee.nta.nic.in> 15 days prior to the date of the exam.

The candidate has to download the Admit Card from the NTA website using their application number and date of birth and appear for the Examination at the given Centre on Date and Timing as indicated in his/her Admit Card.

Admit card is not transferable to any other person. Impersonation is a legally punishable offence.

No candidate will be allowed to appear at the examination centre, on Date and Timing other than that allotted to him/her in his/her Admit card.

In case candidate is unable to download Admit Card from the website, the candidate should approach the NTA Help Line between 10.00 am and 5.00 pm.

The candidates are advised to read the instructions on the Information Bulletin as well as on the Admit Card carefully and follow them during the conduct of the examination.

In case of any discrepancy in the details filled by the candidate or his/her photograph and signatures shown in the Admit Card and Confirmation Page, the candidate may immediately approach the Help Line between 10.00 am and 5.00 pm (Monday to Saturday). In such cases, candidates would appear in the examination with the already downloaded Admit Card. However, NTA will take necessary action to make correction in the records later.

**Note:**

- a. Candidate must be in possession of the Admit Card to appear in the examination
- b. Candidate may please note that Admit Card will not be sent by post.
- c. In no case, the duplicate Admit Card for AISSEE 2022 would be issued at the Examination Centres.
- d. Candidate must not mutilate/ disfigure the Admit Card or change any entry made therein.
- e. Candidates are advised to preserve their Admit Card in good condition for future reference.
- f. No Admit Card shall be issued to the candidates whose Applications are found to be incomplete for any reason (including indistinct/ doubtful photographs/without uploaded signatures) or who do not fulfil the eligibility criteria for the examination.
- g. Issue of Admit Card, however, shall not necessarily mean acceptance of eligibility which shall be further scrutinized at subsequent stages of admission process.

**CHAPTER 10**  
**INSTRUCTIONS TO BE FOLLOWED IN THE EXAMINATION HALL**

The Examination Centre will be opened two (02) hours before the commencement of the exam. Candidates must ensure that they leave home well in advance considering all factors like location of the centre, traffic, weather conditions, etc. Candidates are expected to report for the exam at the time indicated on their admit card.

**Date of Examination 09.01.2022(Sunday)**

Exam for admission to	Duration	From	To
VI Std	150 minutes	02.00 pm	04.30 pm
IX Std	180 minutes	02.00 pm	05.00 pm

Activities	Time
Reporting time at the centre	As indicated on the admit card
Last Entry to the Examination Centre permitted upto*	1.30 pm
Sitting on the seat in the Examination Hall/Room	1.15 pm
Announcement of Important Instructions and Checking of Admit Cards by the Invigilator	1.30 pm to 1.45 pm
Distribution of Exam Booklet by the Invigilator	1.45 pm
Writing of particulars on the Exam Booklet by the Candidate	1.50 pm
<b>Exam Commences</b>	<b>02.00 pm</b>
<b>Exam Concludes</b>	<b>04.30 pm/5.00 pm as the case may be</b>

- a) \*However candidates are advised to arrive early to avoid last minute rush and crowding at the Verification Point and the consequent delay in entering the Examination Hall/Room for important activities like Scanning for temperature, Frisking, Checking of Admit Cards, Identification and Document Verification, Instructions, Writing particulars on Exam Booklet etc
- b) The candidate must show, on demand, the Admit Card for admission in the Examination Hall. A candidate who does not possess a valid Admit Card shall not be allowed to enter the Examination Hall by the Centre Superintendent.
- c) Candidate is to appear in the Examination only from the Examination Centre allotted to him/ her and as reflected in the Admit Card. Under no circumstances, will he/ she be permitted to appear in the Examination at a different Examination Centre.
- d) A seat with the roll number written on it, will be allotted to each candidate. Candidates must find out and occupy their allotted seats. If a candidate is found appearing in the Examination from a seat or room other than the allotted one, his/her candidature shall be cancelled.

- e) During the examination time, the Invigilator will check Admit Card of the candidates to ascertain the identity of each candidate. The Invigilators will also put their own signature in the place provided in the Answer Sheet and on the Attendance Sheet.
- f) A candidate who comes after 1.30 PM shall not be permitted to enter the Examination Centre under any circumstances.
- g) Candidates must bring ONLY the following documents on the day of examination at the exam centre. Candidates who do not bring these will not be allowed to sit in the examination.
- Printed copy of Admit Card downloaded from NTA website with passport size photograph (same as the photograph uploaded on the Application form) and left hand thumb impression affixed on it .
  - Any one of the authorized photo IDs (must be original and valid-like School ID card/ PAN Card/Passport/any other valid photo ID issued by the Government.
- h) Candidates will be provided a face mask at the exam centre, which he/she must wear during his/her presence in the exam centre. He/she may also carry a container of hand sanitiser (50 mg) for his/her use.
- i) Candidates are not allowed to bring any barred item or any item which could be used for Unfair practices. Possession of any such article with the candidates inside the Centre premises will attract penalty of unfair practice.
- j) Candidates are advised in their own interest not to bring any of the barred items to the venue of the examination as arrangement for safe keeping will not be made and candidates found in possession of these items will not be allowed to enter the Examination Centre.
- k) Smoking in the examination centre is strictly prohibited.
- l) The Exam will start exactly at the time mentioned in the Admit Card and an announcement to this effect will be made by the Invigilator.
- m) Before the start of Examination, important instructions will be communicated to the candidates by the Invigilator for strict compliance by the candidates.
- n) A signal will be given at the beginning of the examination and at half-time. A signal will also be given before the closing time when the candidates must stop marking the responses.
- o) The candidates must sign twice on the Attendance Sheet at the specified place, first time immediately after the commencement of examination and second time while handing over the Answer Sheet to the Invigilator. The candidates are also required to put their left hand thumb Impression/s in the space provided on the Attendance Sheet.

- p) The candidates must sign on the Admit Card at the specified place, in the presence of the invigilator and hand it over to the invigilator before leaving the exam centre.
- q) The candidate will check and ensure that the Exam Booklet contains as many number of pages as are written on the top of the cover page.
- r) No candidate will leave his/her seat or the Examination Room/Hall until the Exam concludes as per the schedule. Candidates should not leave the Room/Hall without handing over their OMR Sheets and Admit Card to the invigilator on duty.
- s) For those who are unable to appear on the scheduled date of exam for any reason, re-exam shall not be held by the NTA under any circumstances.

## CHAPTER 11 USE OF UNFAIRMEANS/MALPRACTICE

### 11.1 DEFINITION

Use of unfair means or malpractice allows a candidate to gain an undue advantage over other candidates. It includes, but is not limited to:

- a) Being in possession of any item or article which has been prohibited or can be used unfairly, including any stationery item, communication device, accessories, eatable items, ornaments or any other material or information relevant or not relevant to the examination in the paper concerned;
- b) Using someone to write examination (impersonation) or preparing material for copying;
- c) Breaching examination rules or any direction issued by NTA from time to time in connection with the conduct of AISSEE 2022 examination.
- d) Assisting other candidates to engage in malpractices, giving or receiving assistance of any kind, directly or indirectly or attempting to do so;
- e) Writing questions or answers on any material other than on the OMR answer sheet given by the Centre Superintendent for writing answers;
- f) Tearing of answer sheet, any page of the exam booklet etc.;
- g) Contacting or communicating or trying to do so with any person, other than the Examination Staff, during the examination time in the Examination Centre;
- h) Taking away the answer sheet out of the examination hall/room;
- i) Smuggling out answer sheet or part thereof;
- j) Threatening any of the officials connected with the conduct of the examination or threatening any of the candidates or using violence against anyone;
- k) Using or attempting to use any other undesirable method or means in connection with the examination;
- l) Manipulation and fabrication of online documents viz. admit card, rank letter, self-declaration, etc.;
- m) Forceful entry/exit in/from Examination Centre/Hall;
- n) Use or attempted use of any electronic device after entering the Examination Centre;
- o) Affixing/uploading of wrong/morphed photographs on the application form/admit card/proforma;
- p) Erasing or obliterating any information printed on the OMR answer sheet;
- q) Providing incorrect information on the answer sheet;
- r) Making fake claims by manipulating the responses in OMR sheet uploaded on website for challenge before or after declaration of result.
- s) Creating obstacles in smooth and fair conduct of examination or creating disturbance to others inside the examination hall/room/ centre.
- t) Making an approach or attempting to influence the outcome of the result after the examination.
- u) Any other malpractice declared as unfair means by the NTA.



## **11.2 PUNISHMENT FOR USING UNFAIR MEANS/MALPRACTICE**

During the course of, before or after the examination if a candidate indulges in any of the above or similar incident, he/she shall be deemed to have used unfair practices and booked under UNFAIRMEANS (UFM) case. The candidate would be debarred for 3 years in future and shall also be liable for criminal action and /or any other action as deemed fit.

## **11.3 CANCELLATION OF RESULT**

a) The result of AISEE 2022 of the candidates who indulge in Unfair Means/ Malpractice will be cancelled and will not be declared.

b) Similarly, the result of those candidates who appear from the Centre other than the one allotted to them, write on the Exam booklet/OMR Sheet of other candidates or allow other candidates to write on their Exam Booklet/OMR Sheet will be cancelled (and will not be declared).

## CHAPTER 12 POST EXAMINATION ACTIVITIES AND DECLARATION OF RESULT

### 12.1 DISPLAY OF SCANNED COPIES OF OMR SHEETS ON WEBSITE:

- a) NTA will display the scanned images of OMR Answer Sheets and recorded responses by the machine, of all the candidates, at <https://aissee.nta.nic.in> . Exact date of display of scanned images of OMR Answer Sheets, would be communicated after the examination on NTA website.
- b) Applicants will be given an opportunity to submit representation, online, against the OMR grading by paying a non-refundable processing fee of Rs. 100/- per question challenged.
- c) Representations made by the candidates against the OMR grading will be verified by the NTA from the actual record and the same will be updated in the data, if challenges are found to be correct. However, no intimation in this regard will be sent to individual candidate.
- d) Applicants are advised to visit website <https://aissee.nta.nic.in> for viewing and downloading image of OMR Answer Sheet by the candidates.

### 12.2 DISPLAY OF ANSWER KEY FOR CHALLENGE:

- a) The NTA will display provisional Answer Key of the questions, giving an opportunity to the candidates to challenge, in case of any doubt in the answer key on the website <https://aissee.nta.nic.in>. For exact date of display of Answer Key, candidates may regularly check updates on NTA website after the examination.
- b) Candidates will be given an opportunity to make online challenge, within a specified period, against the provisional Answer Key on payment of non-refundable processing fee of Rs.200/- per answer challenged.
- c) Challenges made by the candidates will be verified by the NTA with the help of panel of subject experts. If found correct, the answer key will be revised accordingly. Based on the revised Final Answer Key, result will be prepared and declared.
- d) No individual candidate will be informed about the acceptance/non-acceptance of his/her challenge.**
- e) The key finalized after the challenge will be final.

### 12.3 PROCEDURE FOR DECLARATION OF RESULT:

The National Testing Agency will evaluate the Answer Sheets using standard procedure and declare the results. The respective mark-sheet can be downloaded by individual candidates through their login on the website <https://aissee.nta.nic.in>. Date of declaration of result will be hosted on NTA website.

There is no negative marking.

On examining of the representations by the subject experts, if it is found that more than one option are correct, then marks will be awarded to all those candidates who have attempted any one of the correct options.

If all options are found to be correct – Full marks to be awarded to all students, who have attempted the question.

If none of the options is correct/Question is found to be wrong – All students who appeared in the exam would be awarded full marks.

#### **12.4 DECLARATION OF RESULT:**

Results will be published by NTA on its website. They will also be published on the website of the respective schools. Candidates will be informed through email and SMS about it. Therefore candidates are advised not to call the NTA Help Desk or the concerned school to find out about the date or the results.

#### **12.5 RESULTS & MERIT LIST:**

NTA will prepare the result sheet in the format/s required by Sainik Schools Society. School-wise and category-wise merit list (separately for boys and girls and for Class VI and Class IX) will be prepared by NTA and hosted on NTA website.

The School shall notify the candidates, through local newspapers (English and Vernacular), about the publication of the Initial Call List and Final Merit List on its website. Candidates are advised to check the respective Sainik School website for the Initial Call List (with Dates of the Medical Exam), Final Merit List and any other information regarding admissions.

The Initial Call List which will be published on the website of the respective schools, before the Medical Exam, will be in the ratio of 1:3.

The Final Merit List, published by a Sainik School on its website on the designated date after the Medical Exam, shall include class-wise and category-wise roll numbers of candidates, in the order of their merit, reflecting Main List (equal to total number of seats in the category) and Waiting List (remaining candidates).

If the Waiting List of the Final Merit List is exhausted for any reason, including due to the candidates being medically unfit, or non-submission of requisite documents during verification at the time of admission or candidates not joining due to personal reasons, the balance seats will be filled up as per the norms laid down for allotting unfilled seats under different categories.

In order to be eligible for admission to Sainik School for a particular academic year in case of General, OBC(NCL) and Defence/ex-servicemen category, it shall be necessary for a candidate to obtain a minimum of 25% marks in each section/subject and an aggregate of 40% marks in the AISSEE 2022.

However, in respect of candidates belonging to scheduled castes, scheduled tribes the minimum marks criteria shall not apply.

Scoring passing marks or being in the Waiting List does not assure candidates of admission which is based on school-wise, class-wise and category-wise vacancies and merit, subject to medical fitness.

#### **12.6 INTER-SE MERIT OF CANDIDATES IN CASE OF A TIE:**

In case the total marks scored by two or more candidates in AISSEE 2022 are equal, the inter-se merit shall be determined as follows:

Marks obtained in the written exam will determine his/ her position in the Final Merit List. In case there is a tie with regard to overall marks, the marks for individual subjects/ factors will be considered in the following order of priority:-

<b>Priority in Tie Breaker</b>	<b>Class VI</b>	<b>Class IX</b>
1	Mathematics	Mathematics
2	Intelligence	Intelligence
3	Language	English
4	GK	General Science
5	Lower Age	Social Science
6	-	Lower Age

#### **12.7 VALIDITY OF RESULT:**

The validity of the result of AISSEE 2022 shall be only for the current admission year i.e., 2022-23 academic year for Class VI and Class IX and cannot be carried forwarded for the next session of admission for Class VI and Class IX.

#### **12.8 RE-CHECKING/RE-EVALUATION OF ANSWER SHEETS:**

- The machine-gradable Answer Sheets are evaluated with extreme care and are repeatedly scrutinized.
- There is no provision for re-checking/re-evaluation of the answer sheets. No correspondence in this regard will be entertained.

### **12.9 LEGAL JURISDICTION:**

All disputes pertaining to the conduct of AISSEE- 2022 Examination including Results shall fall within the jurisdiction of Delhi only. Further, any legal question arising out of the Examination shall be entertained only when raised within 30 days from the declaration of result.

The Director (Administration) of the NTA shall be the official by whose designation the NTA may sue or be sued.

### **12.10 RETENTION POLICY:**

The record of AISSEE 2022 would be preserved up to 90 days from the date of declaration of result.

## CHAPTER 13

### SPECIAL INSTRUCTIONS REGARDING COVID-19

NTA will implement Social Distancing measures as per Government of India Guidelines in current scenario of COVID-19 to ensure health & safety of the candidates. Adequate measures are implemented for safety of all without compromising the high standards, sanctity, and fairness in conduct of the examination. Candidates are also required to adhere to Guidelines and new process for Social Distancing and hygiene to ensure safety & health of their own and fellow candidates.

For safety purposes, candidates are advised not to bring anything other than permitted items.

#### 13.1 PREPARATION AT CENTRE

- a) Standard Operating Procedures for implementing safety precautions and for maintaining required standard of hygiene will be implemented. Before the exam starts, Seating Area will be thoroughly sanitized- exam rooms, desk, chair etc. All door handles, staircase railing, lift buttons, etc will be disinfected.
- b) Gap between 2 seats will be maintained as per GOI guidelines.
- c) Hand Sanitizer will be available at entry and inside the exam venue at various places for candidates and Centre staff to use.
- d) Thermo guns will be available to check body temperature of candidates.
- e) The room/hall number will be informed to the candidates at the registration room.
- f) It is ensured that all the processes are touch free, to the maximum possible extent, to ensure Social Distancing norms.
- g) Candidate is required to reach Centre as per the Reporting/Entry time at Centre given in the Admit Card to avoid any crowding at the Centre at the time of entry and to maintain social distancing.
- h) All exam functionaries will wear mask and gloves at all points of time.

#### 13.2 PRE-EXAM PREPARATION

- a) Candidate to check Reporting/ Entry time at Centre given in the Admit Card and to reach Centre as per Reporting Time **only** to avoid any crowding at the Centre at the time of entry and to maintain social distancing.
- b) Candidate should fill Admit card and Undertaking thereon as per instructions contained in the admit card, completely and properly.
- c) Candidates will be permitted to carry only the permitted items with them into the venue.

#### 13.3 AT TIME OF ENTRY

- a) Candidates should avoid coming with more than one escort (parent/guardian). Escorts shall remain outside the gate during the conduct of the examination and therefore it shall be their responsibility to maintain all health and safety norms with respect to COVID-19.
- b) Candidates need to maintain a space of at least 6 feet from each other at all times. Queue manager / ropes and Floor Marks will be arranged outside the Centre.

- c) Room number will not be displayed outside the Centre to avoid any crowding at any one place in any situation.
- d) Candidates will be required to sanitize hands by washing with soap and with Hand Sanitizer before entry in Centre. Hand sanitizer will be available at various locations in the Centre
- e) Candidate should bring duly filled in Admit Card and Undertaking thereon as per instructions contained in the admit card.
- f) They should not bring prohibited items to exam Centre as there are no arrangements available for their safe keeping.
- g) Candidates are permitted to carry drinking water in a transparent water bottle, a small bottle of sanitiser (50 mg), face masks and gloves.
- h) Candidates will be ushered in batches of 10 girls/boys into two different registration rooms, where thermal scanning will be carried out at the entry to that room.
- i) If the body temperature is higher than the COVID-19 norms, candidate would be required to take the exam in a separate room. Candidates are required to strictly adhere to instructions provided by Centre staff.
- j) All processes such as checking of temperature using thermo guns, frisking and verification of documents including admit card will be done inside the registration room.
- k) Contact free frisking will be carried out using Hand Held Metal Detectors.
- l) Candidate will display the following documents for verification to the exam functionary (invigilator on duty) standing across the table.
  - Admit card along with the undertaking with passport size photograph and thumb impression affixed thereon
  - Original and valid Identity proof
- m) Candidate will be offered a fresh 3 Ply mask before entry. In order to stop chances of any UFM being used in the examination, the candidate is expected to wear the freshly provided mask at the Centre. The candidate will be required to remove the mask worn by him/ her from home and use only the mask provided at Centre, in the exam hall.
- n) Invigilator on duty inside the registration room would check the admit card, ID proof etc and direct the candidate to his/her exam room in batches of 5 each to maintain safe distance as per the social distancing norms.
- o) A candidate will be denied permission to appear in the examination, if he/ she violates the COVID-19 directives/advisories of Government (Central/State) applicable on the day of exam and instructions mentioned in the Admit Card.

#### 13.4 DURING EXAMINATION

- a) Before the exam starts, Seating Area will be thoroughly sanitized –exam rooms, desk, chair etc. Candidates can further sanitize the same with sanitizers that will be made available in the examination lab/room/hall.
- b) Candidates are required to sign on the Attendance Sheet after sanitizing hands with sanitizer.



### 13.5 AFTER EXAMINATION

- a) On completion of the exam, the candidates will be permitted to move out in an orderly manner, one candidate at a time maintaining a safe distance from each other. They are required to wait for instructions from invigilator and are not to get up from their respective seats until advised.
- b) Candidate must hand over the Admit Card to the invigilator on duty. If any candidate fails to hand over the admit card to the invigilator, action (which also includes disqualification from the exam) can be taken against him/her.

**LIST OF SAINIK SCHOOLS WITH THEIR WEB ADDRESSES**

Sl. No.	State	Name of Sainik School	School Website
1.	Andhra	Sainik School, Korukonda	<a href="http://www.sainikschoolkorukonda.org">www.sainikschoolkorukonda.org</a>
2.	Pradesh	Sainik School, Kalikiri	<a href="http://www.kalikirisainikschool.com">www.kalikirisainikschool.com</a>
3.	Arunachal Pradesh	Sainik School, East Siang	<a href="http://www.sainikschoolleastsiang.com">http://www.sainikschoolleastsiang.com</a>
4.	Assam	Sainik School, Goalpara	<a href="http://www.sainikschoolgoalpara.org">www.sainikschoolgoalpara.org</a>
5.	Bihar	Sainik School, Nalanda	<a href="http://sainikschoolnalanda.bih.nic.in/SSNL.html">http://sainikschoolnalanda.bih.nic.in/SSNL.html</a>
6.		Sainik School, Gopalganj	<a href="http://www.ssgopalganj.in/">http://www.ssgopalganj.in/</a>
7.	Chattisgarh	Sainik School, Ambikapur	<a href="http://sainikschoolambikapur.org.in/home.html">http://sainikschoolambikapur.org.in/home.html</a>
8.	Gujarat	Sainik School, Balachadi	<a href="https://www.ssbalachadi.org/">https://www.ssbalachadi.org/</a>
9.	Haryana	Sainik School, Kunjpura	<a href="https://www.sskunjpura.org/">https://www.sskunjpura.org/</a>
10.		Sainik School, Rewari	<a href="http://www.ssrw.org/">http://www.ssrw.org/</a>
11.	Himachal Pradesh	Sainik School, SujanpurTira	<a href="http://www.sainikschoolsujanpurtira.org/">http://www.sainikschoolsujanpurtira.org/</a>
12.	J & K	Sainik School, Nagrota	<a href="http://sainikschoolnagrota.com/">http://sainikschoolnagrota.com/</a>
13.	Jharkhand	Sainik School, Tilaiya	<a href="http://www.sainikschooltilaiya.org/">http://www.sainikschooltilaiya.org/</a>
14.	Karnataka	Sainik School, Bijapur	<a href="https://ssbj.in/">https://ssbj.in/</a>
15.		Sainik School, Kodagu	<a href="http://sainikschoolkodagu.edu.in/">http://sainikschoolkodagu.edu.in/</a>
16.	Kerala	Sainik School, Kazhakootam	<a href="https://www.sainikschoolvm.nic.in/">https://www.sainikschoolvm.nic.in/</a>
17.	Madhya Pradesh	Sainik School, Rewa	<a href="http://www.sainikschoolrewa.ac.in/">http://www.sainikschoolrewa.ac.in/</a>
18.	Maharashtra	Sainik School, Satara	<a href="https://www.sainiksatara.org/">https://www.sainiksatara.org/</a>
19.		Sainik School, Chandrapur	<a href="https://sainikschoolchandrapur.com/">https://sainikschoolchandrapur.com/</a>
20.	Manipur	Sainik School, Imphal	<a href="https://ssimphal.nic.in/">https://ssimphal.nic.in/</a>
21.	Mizoram	Sainik School, Chhingchhip	<a href="https://ssimphal.nic.in/">https://ssimphal.nic.in/</a>
22.	Nagaland	Sainik School, Punglwa	<a href="https://sainikschoolpunglwa.nic.in/">https://sainikschoolpunglwa.nic.in/</a>
23.	Odisha	Sainik School, Bhubaneswar	<a href="http://sainikschoolbhubaneswar.org/">http://sainikschoolbhubaneswar.org/</a>
24.		Sainik School, Sambalpur	<a href="http://www.sainikschoolsambalpur.in/">http://www.sainikschoolsambalpur.in/</a>
25.	Punjab	Sainik School, Kapurthala	<a href="http://www.sskapurthala.com/">http://www.sskapurthala.com/</a>
26.	Rajasthan	Sainik School, Chittorgarh	<a href="http://www.sschittorgarh.com/">http://www.sschittorgarh.com/</a>
27.		Sainik School, Jhunjhunu	<a href="https://ssjhunjhunu.com/">https://ssjhunjhunu.com/</a>
28.	Tamil Nadu	Sainik School, Amaravathinagar	<a href="http://www.sainikschoolamaravathinagar.edu.in/">http://www.sainikschoolamaravathinagar.edu.in/</a>
29.	Uttar Pradesh	Sainik School, Mainpuri	<a href="https://www.sainikschoolmainpuri.com/">https://www.sainikschoolmainpuri.com/</a>
30.		Sainik School, Jhansi	<a href="https://ssjhansi.co.in/">https://ssjhansi.co.in/</a>
31.		Sainik School, Amethi	<a href="https://sainikschoolamethi.com">https://sainikschoolamethi.com</a>
32.	Uttarakhand	Sainik School, Ghorakhal	<a href="https://www.ssghorakhal.org/">https://www.ssghorakhal.org/</a>
33.	West Bengal	Sainik School, Purulia	<a href="http://sainikschoolpurulia.com/">http://sainikschoolpurulia.com/</a>

**TOPICS COVERED IN CLASS VI: MATHEMATICS**

**Total Question – 50**

**Max Marks – 150**

<b>S No</b>	<b>Topics</b>	<b>S No</b>	<b>Topics</b>
1	Natural Numbers	14	Conversion of Units
2	LCM and HCF	15	Roman Numerals
3	Unitary Method	16	Types of Angles
4	Fractions	17	Circle
5	Ratio and Proportion	18	Volume of Cube and Cuboids
6	Profit and Loss	19	Prime and Composite Numbers
7	Simplification	20	Plane Figures
8	Average	21	Decimal Numbers
9	Percentage	22	Speed and Time
10	Area and Perimeter	23	Operation on Numbers
11	Simple Interest	24	Complementary and Supplementary Angles
12	Lines and Angles	25	Arranging of Fractions
13	Temperature		

## **TOPICS COVERED IN CLASS VI: INTELLIGENCE**

**Total Question – 25**

**Max Marks - 50**

Questions on Intelligence will be based on analogies (mathematical & verbal), pattern (spatial and mathematical), classification, visual, logical, reasoning etc.

**TOPICS COVERED IN CLASS VI: LANGUAGE (ENGLISH)**

**Total Question – 25**

**Max Marks - 50**

<b>S No</b>	<b>Topics</b>	<b>S No</b>	<b>Topics</b>
1	Comprehension Passage	14	Sentence Formation
2	Preposition	15	Antonyms
3	Article	16	Synonyms
4	Vocabulary	17	Adjectives
5	Verbs and Type	18	Interjection
6	Confusing Words	19	Idiom and Phrases
7	Question Tags	20	Collective Nouns
8	Types of sentence	21	Number
9	Tense forms	22	Gender
10	Kinds of Nouns	23	Adverbs
11	Kinds of Pronouns	24	Rhyming Words
12	Correct Spelling	25	Singular/Plural
13	Ordering of words in sentence		

**TOPICS COVERED IN CLASS VI: LANGUAGE (HINDI)**

**Total Question – 25**

**Max Marks – 50**

<b>S No</b>	<b>Topics</b>	<b>S No</b>	<b>Topics</b>
1	.गद्यांश	13	क्रिया विशेषण की पहचान
2	विशेषण की पहचान	14	वचन बदलना
3	संज्ञा के भेदों की पहचान	15	अर्थ के आधार पर वाक्य भेद
4	.मुहावरे	16	वाच्य परिवर्तन
5	श्रुतिसमभिन्नार्थक शब्द	17	सर्वनाम की पहचान
6	अशुद्धिशोधन (वाक्य)	18	काल
7	विलोम शब्द	19	लिंग बदलना
8	पर्यायवाची शब्द	20	वर्ण विचार
9	संधि	21	वाक्य विचार
10	समास	22	लोकोक्तियाँ
11	.क्रिया	23	वर्तनी शुद्धि
12	उपसर्ग	24	प्रत्यय

**TOPICS COVERED IN CLASS VI: LANGUAGE (REGIONAL)**

**Total Question – 25**

**Max Marks - 50**

Questions in the language (regional) section will be based on topics dealt till Class V;



## TOPICS COVERED IN CLASS VI: GENERAL KNOWLEDGE

**Total Question – 25**

**Max Marks – 50**

<b>S No</b>	<b>Topics</b>	<b>S No</b>	<b>Topics</b>
1	Different Types of Scientific Devices Used in Daily Life.	15	Concepts on Mountain Terrain and Lifestyle
2	Icons and Symbols of India: National Insignia, National Emblem, Sports, Animal etc. (Elementary awareness of such symbols)	16	Historical Monuments
3	Major Religions of India (Elementary awareness about founder, place of origin, religious books and important ideas)	17	Shape of Earth and Gravitation (Basic concepts)
4	Art and Culture (Music, Classical and Folk Dance); Renowned Personalities, Instrumental and Vocal Music, Major Dance Forms	18	Non-Renewable Energy Sources (Fossil Fuels)
5	Defence (Equivalent Ranks in three services, Weapons, Aircraft, Missiles & Warships (Elementary awareness))	19	Food, Culture, Habitat, Languages etc of various regions (Basic concepts)
6	Sports and Games (India & World). Renowned personalities, major competitions and trophies associated with various games	20	Names of young ones of different animals
7	Super Senses (How do plants and animals sense their surroundings)	21	Functions of Body Parts of Plants and Animals
8	Relationship between Animals and Human Beings	22	International Organizations: Basic knowledge about structure, functioning and objectives of United Nations, World Bank etc.
9	Taste and Digestion (Basic concepts)	23	Indian Literary and Cultural Personalities: Names and fields of achievements
10	Cooking and Preserving Techniques	24	Indian Literary and Cultural Awards. (Names of the awards and recent recipients)
11	Germination and Seed Dispersal	25	Natural Calamities (Flood and Earthquake)
12	Traditional Water Harvesting Techniques	26	Evaporation, Condensation and Water Cycle (Basic concepts)
13	Experiment with Water on Everyday Life	27	Life of Farmers (Farming techniques)
14	Water Pollution and Microbial Diseases	28	Tribal Communities and Forest Produce

**APPENDIX III****TOPICS COVERED IN CLASS IX: MATHEMATICS****Total Questions - 50****Max Marks –200**

<b>S No</b>	<b>Topics</b>	<b>S No</b>	<b>Topics</b>
1	Rational Numbers	16	Average, Median, Mode
2	Linear Equations in One Variable	17	Probability
3	Understanding Quadrilaterals	18	Pie Chart
4	Data Handling (Bar Graph and Line Graph)	19	Direct & Inverse Proportions
5	Squares and Square Roots	20	Factorizations
6	Cubes and Cube Roots	21	Introduction to Graph
7	Comparing Quantities (Percentage, Profit and Loss)	22	Unitary Method
8	Algebraic Expressions and Identities	23	Divisibility Exam
9	Area and Perimeters	24	Triangles (Angle Sum Property)
10	Volumes and Surface Areas	25	Parallel Lines
11	Exponents and Powers	26	Simple Interest and Compound Interest
12	Playing with Numbers	27	Time and Work
13	Visualizing Solid Shapes	28	Area and Perimeter of Circles
14	Triangles ( Pythagoras Theorem)	29	Algebraic Expression (Addition, Subtraction, Multiplication, Division)
15	Euler's Formula		

**TOPICS COVERED IN CLASS IX: INTELLIGENCE**

**Total Question – 25**

**Max Marks – 50**

Questions on Intelligence will be based on analogies (mathematical & verbal), pattern (spatial and mathematical), classification, visual, logical, reasoning etc.

## TOPICS COVERED IN CLASS IX: ENGLISH

**Total Question – 25**

**Max Marks – 50**

<b>S No</b>	<b>Topics</b>	<b>S No</b>	<b>Topics</b>
1	Spotting Errors	17	Sentence Improvement
2	Comprehension Passage	18	Change of sentence as directed
3	Antonyms	19	Sentence Formation
4	Synonyms	20	Types of Sentences
5	Prepositions	21	Phrase and Clauses
6	Articles	22	Kinds of Noun
7	Types of Verbs	23	Adjectives
8	Tense Form	24	Interjection
9	Narration	25	Question Tags
10	Voices	26	Adverbs
11	Modals	27	Conjunctions
12	Confusing Words	28	Conditions
13	Subject- Verb Agreement	29	Comparison of Adjectives
14	Correct Spellings	30	Personal Pronoun
15	Order of words in a sentence	31	Change of Gender
16	Idioms and Phrases	32	Change of Number

## TOPICS COVERED IN CLASS IX: GENERAL SCIENCE

**Total Question – 25**

**Max Marks – 50**

<b>S No</b>	<b>Topics</b>	<b>S No</b>	<b>Topics</b>
1	Fossil Fuel: Coal and Petroleum	14	Micro-Organisms
2	Combustion and Flame	15	Some Natural Phenomenon
3	Cell Structure and Function	16	How to find calorific value of fuel?
4	Reproduction in Plants and Animals	17	Electroplating and Artificial Jewellery
5	Force, Friction and Pressure	18	Relation between types of friction.
6	Sound and its basics	19	Cropping Seasons
7	Reflection and Dispersion of Light	20	Agricultural Practices
8	Metals and Non Metals	21	Conservation of Plants and Animals
9	Synthetic Fibres and Plastics	22	Biosphere Reserves, National Parks and Sanctuaries
10	Chemical Effects of Electric Current	23	Reaching the age of Adolescence
11	Stars and Solar Systems	24	Changes during Puberty
12	Pollution of Air and Water	25	Endocrine Glands and Hormones
13	Global Warming		

## TOPICS COVERED IN CLASS IX: SOCIAL SCIENCE

**Total Question – 25**

**Max Marks –50**

<b>S No</b>	<b>Topics</b>	<b>S No</b>	<b>Topics</b>
1	Revolt of 1857	20	Interior of Earth
2	Freedom Fighters	21	Climate Change
3	Important Freedom Movements	22	Earthquakes and Major Land Forms
4	Social and Caste Reforms	23	Types of Rainfall
5	Resources and sustainable development	24	Major Grasslands
6	Rock cycle of water cycle	25	Types of Forests
7	Pressure and Wind System	26	Means of Transport
8	Land Soil and Water Resources	27	Communication
9	Minerals and Power Resources	28	Life in deserts
10	Indian Constitution and Secularism	29	Panchayat System
11	Importance of Parliament	30	Local Self Government
12	Types of Agriculture	31	Law and Social Justice.
13	Types of Government and different tiers of Government	32	Judiciary and Criminal Justice System
14	Understanding Markets	33	Marginalisation
15	Elections	34	Public Facilities
16	Role of Government in Health	35	Natural Vegetation and Wildlife
17	Delhi Sultanate	36	Industries
18	Mughals	37	Human Resources
19	Bhakti and Sufi Movement	38	Changes in the Arts

**LIST OF EXAM CITIES -AISSEE 2022**

S.NO.	STATE/UT	CITY	CITY CODE
1	ANDAMAN AND NICOBAR	PORT BLAIR	1101
2	ANDHRA PRADESH	ANANTAPUR	1201
9	ANDHRA PRADESH	GUNTUR	1202
8	ANDHRA PRADESH	KADAPA	1203
3	ANDHRA PRADESH	KALIKIRI	1204
4	ANDHRA PRADESH	KURNOOL	1205
5	ANDHRA PRADESH	NELLORE	1206
6	ANDHRA PRADESH	ONGOLE	1207
10	ANDHRA PRADESH	RAJAMAHENDRAVARAM	1208
11	ANDHRA PRADESH	SRIKAKULAM	1209
7	ANDHRA PRADESH	TIRUPATHI	1210
12	ANDHRA PRADESH	VIJAYAWADA	1211
13	ANDHRA PRADESH	VISAKHAPATNAM	1212
14	ANDHRA PRADESH	VIZIANAGARAM	1213
15	ARUNACHALPRADESH	ITANAGAR	1301
16	ARUNACHALPRADESH	PASIGHAT	1302
17	ARUNACHALPRADESH	TAWANG	1303
18	ASSAM	DIBRUGARH	1401
19	ASSAM	GOALPARA	1402
20	ASSAM	GUWAHATI	1403
21	ASSAM	SONITPUR	1404
29	BIHAR	BEGUSARAI	1501
30	BIHAR	BHAGALPUR	1502
26	BIHAR	CHAPRA	1503
22	BIHAR	DARBHANGA	1504
31	BIHAR	GAYA	1505
24	BIHAR	GOPALGANJ	1506
28	BIHAR	HAJIPUR	1507
23	BIHAR	MOTIHARI	1508
25	BIHAR	MUZAFFARPUR	1509
32	BIHAR	NALANDA	1510
33	BIHAR	PATNA	1511
34	BIHAR	PURNIA	1512
35	BIHAR	SASARAM	1513
27	BIHAR	SIWAN	1514
36	CHHATTISGARH	BASTAR	1701
37	CHHATTISGARH	BILASPUR	1702
38	CHHATTISGARH	KANKER	1703
39	CHHATTISGARH	RAIGARH	1704
40	CHHATTISGARH	RAIPUR	1705
41	CHHATTISGARH	SURGUJA	1706
42	DELHI	DELHI	2001

43	GUJARAT	AHMEDABAD	2201
44	GUJARAT	JAMNAGAR	2202
45	GUJARAT	SURAT	2203
46	HARYANA	AMBALA	2301
47	HARYANA	KARNAL	2302
49	HARYANA	REWARI	2303
48	HARYANA	ROHTAK	2304
50	HIMACHAL PRADESH	BILASPUR	2401
51	HIMACHAL PRADESH	CHAMBA	2402
52	HIMACHAL PRADESH	DHARAMSHALA	2403
53	HIMACHAL PRADESH	MANDI	2404
54	HIMACHAL PRADESH	NAHAN	2405
55	HIMACHAL PRADESH	SHIMLA	2406
56	HIMACHAL PRADESH	SUJANPUR TIRA	2407
57	HIMACHAL PRADESH	UNA	2408
58	JAMMU & KASHMIR	JAMMU	2501
59	JAMMU & KASHMIR	KATHUA	2502
60	JAMMU & KASHMIR	SRINAGAR	2503
61	JHARKHAND	BOKARO	2601
62	JHARKHAND	CHAIBASA	2602
63	JHARKHAND	DALTONGANJ	2603
64	JHARKHAND	DEOGHAR	2604
65	JHARKHAND	DHANBAD	2605
66	JHARKHAND	DUMKA	2606
67	JHARKHAND	GIRIDIH	2607
68	JHARKHAND	GUMLA	2608
69	JHARKHAND	HAZARIBAGH	2609
70	JHARKHAND	JAMSHEDPUR	2610
71	JHARKHAND	KODERMA	2611
72	JHARKHAND	RANCHI	2612
73	JHARKHAND	SAHIBGANJ	2613
79	KARNATAKA	BANGALORE	2701
74	KARNATAKA	BELGAUM	2702
75	KARNATAKA	BELLARY	2703
76	KARNATAKA	BIJAPUR	2704
80	KARNATAKA	BYLAKUPPE	2705
81	KARNATAKA	CHITRADURGA	2706
77	KARNATAKA	DHARWAD	2707
78	KARNATAKA	GULBARGA	2708
83	KARNATAKA	MADIKERI	2709
82	KARNATAKA	MANGALORE	2710
84	KARNATAKA	MYSORE	2711
85	KARNATAKA	SHIMOGA	2712
86	KERALA	ERNAKULAM	2801
87	KERALA	KOTTAYAM	2802
88	KERALA	KOZHIKODE	2803
89	KERALA	PALAKKAD	2804
90	KERALA	THIRUVANANTHAPURAM	2805
91	LADAKH	LEH	4701
92	MADHYA PRADESH	BHOPAL	3001



93	MADHYA PRADESH	GWALIOR	3002
94	MADHYA PRADESH	JABALPUR	3003
95	MADHYA PRADESH	REWA	3004
101	MAHARASHTRA	AHMEDNAGAR	3101
96	MAHARASHTRA	AMRAVATI	3102
97	MAHARASHTRA	AURANGABAD	3103
102	MAHARASHTRA	BEED	3104
98	MAHARASHTRA	CHANDRAPUR	3105
103	MAHARASHTRA	JALGAON	3106
104	MAHARASHTRA	KOLHAPUR	3107
105	MAHARASHTRA	LATUR	3108
106	MAHARASHTRA	MAHAD	3109
107	MAHARASHTRA	MUMBAI	3110
99	MAHARASHTRA	NAGPUR	3111
100	MAHARASHTRA	NANDED	3112
108	MAHARASHTRA	NASHIK	3113
109	MAHARASHTRA	PUNE	3114
110	MAHARASHTRA	SATARA	3115
111	MAHARASHTRA	SOLAPUR	3116
112	MANIPUR	IMPHAL	3201
113	MEGHALAYA	SHILLONG	3301
114	MIZORAM	AIZAWL	3401
115	MIZORAM	LUNGLEI	3402
116	NAGALAND	DIMAPUR	3501
117	NAGALAND	KOHIMA	3502
118	NAGALAND	MON	3503
119	NAGALAND	PUNGLWA	3504
120	NAGALAND	TUENSANG	3505
121	ODISHA	BALASORE	3601
122	ODISHA	BERHAMPUR	3602
123	ODISHA	BHUBANESWAR	3603
124	ODISHA	DHENKANAL	3604
128	ODISHA	KALAHANDI	3605
125	ODISHA	KORAPUT	3606
126	ODISHA	ROURKELA	3607
127	ODISHA	SAMBALPUR	3608
129	PUDUCHERRY	PUDUCHERRY	3701
130	PUNJAB	AMRITSAR	3801
131	PUNJAB	FARIDKOT	3802
132	PUNJAB	KAPURTHALA	3803
133	PUNJAB	LUDHIANA	3804
134	PUNJAB	PATIALA	3805
135	RAJASTHAN	AJMER	3901
140	RAJASTHAN	BIKANER	3902
136	RAJASTHAN	CHITTORGARH	3903
137	RAJASTHAN	JAIPUR	3904
141	RAJASTHAN	JHUNJHUNU	3905
138	RAJASTHAN	JODHPUR	3906
139	RAJASTHAN	KOTA	3907
142	RAJASTHAN	SRI GANGANAGAR	3908

143	SIKKIM	GANGTOK	4001
144	TAMIL NADU	AMARAVATHINAGAR	4101
145	TAMIL NADU	CHENNAI	4102
146	TAMIL NADU	COIMBATORE	4103
147	TAMIL NADU	THANJAVUR	4104
148	TAMIL NADU	UDUMALPET	4105
149	TELANGANA	HYDERABAD	4201
150	TELANGANA	KARIMNAGAR	4202
151	TRIPURA	AGARTALA	4301
152	UTTAR PRADESH	AGRA	4401
153	UTTAR PRADESH	ALLAHABAD	4402
161	UTTAR PRADESH	AMETHI	4403
162	UTTAR PRADESH	BAHRAICH	4404
163	UTTAR PRADESH	BALLIA	4405
156	UTTAR PRADESH	BAREILLY	4406
157	UTTAR PRADESH	GORAKHPUR	4407
154	UTTAR PRADESH	JHANSI	4408
155	UTTAR PRADESH	KANPUR	4409
158	UTTAR PRADESH	LUCKNOW	4410
159	UTTAR PRADESH	MAINPURI	4411
160	UTTAR PRADESH	VARANASI	4412
164	UTTARAKHAND	ALMORA	4501
165	UTTARAKHAND	DEHRADUN	4502
166	UTTARAKHAND	GHORAKHAL	4503
167	UTTARAKHAND	HALDWANI	4504
168	UTTARAKHAND	KOTDWAR	4505
169	UTTARAKHAND	PITHORAGARH	4506
170	UTTARAKHAND	ROORKEE	4507
171	UTTARAKHAND	RUDRAPUR	4508
172	UTTARAKHAND	SRI NAGAR	4509
173	WEST BENGAL	BARDHAMAN	4601
174	WEST BENGAL	KOLKATA	4602
175	WEST BENGAL	PURULIA	4603
176	WEST BENGAL	SILIGURI	4604

**RESERVATION IN CATEGORIES & VACANCIES.**

Illustration for total vacancies of 100:

(a)	Total seats	100
(b)	Home State/UT 67%:	67
(c)	Other States/UT 33%:	33

Further distribution of seats within Home State/UT (List-A) and Other States/UT (List-B) may be as under:-

Ser	Category	List – A	List – B	Total
		67 (All candidates belonging to the Home State/UT)	33 (All candidates belonging to Other States/UT)	100
(a)	SC	15% of 67 = 10	15% of 33 = 05	15
(b)	ST	7.5% of 67 = 05	7.5% of 33 = 02	07
(c)	OBC-NCL	27 % of 67 = 18	27 % of 33 = 09	27
	Balance Seats	67 – (10 + 05 + 18) = 34	33 – (05 + 03 + 09) = 16	50
(d)	Defence	25% of 34 = 09	25% of 17 = 04	13
(f)	General	Balance of 34- 09 = 25	Balance of 17- 04 = 13	38
(g)	<b>Total</b>	<b>67</b>	<b>33</b>	<b>100</b>

Therefore, total allocation of seats will be as under:-

SC:	15(List A-10 = List B-05)
ST:	07(List A-05 = List B-02)
OBC-NCL:	27 (List A-18 = List B-09)
Defence:	13 (List A-09 + List B-04)
General:	38 (List A-25 + List B-13)
Total	= <u>100</u>

\* Candidates (Boys only) belonging to Other States/ UT will be allotted seats in their category as per merit, subject to a maximum limit of 25% of the total vacancies in the category for each State or Union Territory. E.g. If there are 10 seats in Other States/UT General Category, Candidates of any particular State/ UT will not be granted more than 3 seats (25% of 10 or 2.5 rounded off to 3).

At least one seat per category will be allotted in girls admission. Category-wise percentage of reservation will be maintained by the combined strength of boys and girls together.

If any of the reserved categories (SC, ST or OBC) is/ are not available within the Home State/ UT, the seats shall be distributed among the available categories within the Home State/ UT in order that 67% of the seats remain with the Home State/ UT. In the illustration above, if there are no SC and OBC Category in a particular Home State / UT, the distribution of seats to the available categories within the Home State / UT shall be as under:-

S No	Category	List – A
		67 (All candidates belonging to the Home State/UT)
(a)	SC	Not available
(b)	ST	7.5% of 67 = 05
(c)	OBC-NCL	Not available
	Balance Seats	67 – (05)= 62
(d)	Defence	25% of 62 = 16
(f)	General	Balance of 62- 16 = 56
(g)	<b>Total</b>	<b>67</b>

**NOTE:** Once registered change of Name, Gender and other details including Category is not permitted (Adequate warning to be given to candidates before registration- Edit option only till final stage of payment). Once the online application form is filled, it can be edited/ amended/ corrected till the payment of the registration fee and before the last date of submission.

**Annexure VI****TENTATIVE LIST OF VACANCIES FOR ACADEMIC YEAR 2022-23**

Ser No	Name of the Sainik School	Class VI Boys Vacancies (Tentative)	Class VI Girls Vacancies (Tentative)	Class-VI Total Vacancies (Tentative)	Class-IX Total Vacancies (Tentative)	Categories with vacancies in Class IX (Tentative)
1	Amaravathinagar	84	10	94	18	Home SC-2, ST-1, OBC-3, DEF-2, GEN-4, OTHER STATE SC-1, OBC-2, DEF-1, GEN -2
2	Ambikapur	90	10	100	0	NA
3	Amethi	80	10	90	0	NA
4	Balachadi	65	10	75	20	Home SC-2, ST-1, OBC-4, DEF-2, GEN-5, OTHER STATE SC-1, OBC-2, DEF-1, GEN -2
5	Bhubaneshwar	80	10	90	0	NA
6	Bijapur	90	10	100	0	NA
7	Chandrapur	80	10	90	5	Gen (H) - 03, SC(O) - 01, Gen (O) - 01
8	Chhingchhip	50	10	60	10	SC(H)-01, ST(H)-01, OBC(H)-01, DEF(H)-01, GEN(H)-01, SC(O)-01, ST(O)-01, OBC(O)-01, DEF(O)-01, GEN(O)-01
9	Chittorgarh	90	10	100	0	NA
10	East Siang	30	30	60	0	NA
11	Ghorakhal	50	10	60	22	Home - SC- 02, ST -01, OBC - 04, Def-02, Gen -05 Other State - SC-01, ST-01, OBC-02, Def-01, Gen - 03
12	Goalpara	88	10	98	12	Home - SC- 01, ST -01, OBC - 02, Def-01, Gen -03 Other State - SC-01, ST-0, OBC-01, Def-01, Gen -01
13	Gopalganj	70	10	80	0	NA
14	Imphal	45	10	55	0	NA
15	Jhansi	80	10	90	3	Def (H) - 01, Gen (O) - 02
16	Jhunjhunu	90	10	100	0	NA
17	Kalikiri	95	10	105	10	SC(H)-01, ST(H)-01, OBC(H)-01, DEF(H)-01, GEN(H)-01, SC(O)-01, ST(O)-01, OBC(O)-01, DEF(O)-01, GEN(O)-01
18	Kapurthala	60	10	70	15	Home - SC- 02, ST -Nil, OBC - 03, Def-01, Gen -04 Other State - SC-01, ST-Nil, OBC-01, Def-01, Gen - 02
19	Kazhakootam	75	10	85	10	Other State (SC-01 less Bihar, OBC-04 Less UP, Gen-05)
20	Kodagu	70	10	80	0	NA

21	Korukonda	80	10	90	30	Home - SC- 03, ST -02, OBC - 05, Def-03, Gen -07 Other State - SC-01, ST- 01, OBC-03, Def-01, Gen - 04
22	Kunjpura	73	10	83	0	NA
23	Mainpuri	80	10	90	0	NA
24	Nagrota	55	10	65	0	NA
25	Nalanda	75	10	85	16	Home - SC- 02, ST -01, OBC - 03, Def-01, Gen -04 Other State - SC-01, ST- 00, OBC-01, Def-01, Gen - 02
26	Punglwa	60	10	70	26	Home - Def-13 Other State ST-02, OBC- 08, Gen -03
27	Purulia	63	10	73	10	Home - SC- 01, OBC - 02, Def-01, Gen -03 Other State - SC-01, OBC-01, Gen -01
28	Rewa	63	10	73	0	NA
29	Rewari	50	10	60	0	NA
30	Sambalpur	90	10	100	0	NA
31	Satara	73	10	83	12	Home - SC- 01, ST -01, OBC - 02, Def-01, Gen -03 Other State - SC-01, OBC- 01, Def-01, Gen -01
32	Sujanpur Tira	63	10	73	0	NA
33	Tilaiya	131	15	146	19	Home - SC- 02, ST -01, OBC - 03, Def-02, Gen -05 Other State - SC-01, ST- 00, OBC-02, Def-01, Gen - 02

**Note:** The vacancies reflected above are based on the current strength of Class XII and existing deficiencies in other classes (against the total authorised strength of the school). The number of vacancies is subject to withdrawal of cadets on various grounds. The transfer out of cadets will determine the consequent number of admissions. However there will not be any change if the present status is 'Nil' in any of the category/ class.

**FORMAT OF THE OBC NON-CREAMY LAYER(NCL) CERTIFICATE**

**FORM OF CERTIFICATE TO BE PRODUCED BY OTHER BACKWARD CLASSES NCL  
APPLYING FOR ADMISSION TO CENTRAL EDUCATIONAL INSTITUTIONS (CEIs),  
UNDER THE GOVERNMENT OF INDIA**

This to certify that Shri/Smt./Kum\* \_\_\_\_\_ Son/ Daughter\* of Shri/Smt.\*  
\_\_\_\_\_ of Village/ Town\* \_\_\_\_\_ District/  
Division\* \_\_\_\_\_ in the State/Union Territory \_\_\_\_\_ belongs to  
the \_\_\_\_\_ community that is recognized as a backward class under  
Government of India\*\*, Ministry of Social justice and Empowerment's Resolution No.  
\_\_\_\_\_ dated \_\_\_\_\_\*\*. Shri/Smt./Kum.\*  
\_\_\_\_\_ and his/ her family ordinarily reside(s) in the  
\_\_\_\_\_ District/Division of the \_\_\_\_\_  
State/ Union Territory.

This is also to certify that he/she does NOT belong to the persons/ sections (Creamy Layer) mentioned in Column 3 of the Schedule to the Government of India, Department of Personnel & Training O.M. No. 36012/22/93 Estt. (SCT) dated 08/09/93 which is amended vide OM No. 36033/2004 Estt. (Res.) dated 09/03/2004, further amended vide OM No. 36036/2/2013 Estt. (Res.) dtd. 30/05/2014\*\*\*\*.

Place: \_\_\_\_\_ District Magistrate/ Deputy Commissioner/  
Dated: \_\_\_\_\_ Any other Competent Authority (With seal of the Office)

\*- Please delete word(s) which are not applicable.

\*\*- As listed in the Annexure (for FORM OBC NCL).

\*\*\*- The authority issuing the certificate needs to mention the details of Resolution of Government of India, in which the caste of the candidate is mentioned as OBC.

\*\*\*\*- As amended from time to time.

**NOTE:**

1. The term 'Ordinarily resides' used here will have the same meaning as in Section 20 of the Representation of the people Act, 1950.
2. The authorities competent to issue Caste Certificates are indicated below:
  - (i) District Magistrate/ Additional Magistrate/ Collector/ Deputy Commissioner/ Additional Deputy Commissioner/ Deputy Collector/ 1st Class Magistrate/ Sub Divisional magistrate/ Taluka Magistrate/ Executive Magistrate/ Extra Assistant Commissioner (not below the rank of 1st Class Stipendiary Magistrate).
  - (ii) Chief Presidency Magistrate/ Additional Chief Presidency Magistrate/ Presidency Magistrate.
  - (iii) Revenue Office not below the rank of Tehsildar and
  - (iv) Sub Divisional Officer of the area where the candidate and/or his family

## DECLARATION/UNDERTAKING-FOR OBC (NCL) CANDIDATES ONLY

I, ..... son/daughter of Shri ..... resident of Village/Town/City.....District .....State hereby declare that I belong to the.....Community which is recognized as a Backward Class by the Government of India for the purpose of reservation in services as per orders contained in Department of Personnel and Training Office Memorandum No.36012/22/93- Estt.(SCT), dated 8/9/1993. It is also declared that I do not belong to persons/ Sections (Creamy Layer) mentioned in Column3 of The Schedule to the above referred Office Memorandum, Dated 8/9/1993, which is Modified vide Department of Personnel and Training Office Memorandum No. 36033/1/2013 Estt.(Res.) dated 27th May, 2013.

Place: .....

Signature of the Candidate

Date:.....

- Declaration/undertaking not signed by candidate will be rejected.
- False declaration will render the applicant liable for termination of registration at any time. Creamy Layer Definition OBC Creamy layer is defined comprehensively at <http://ncbc.nic.in/html/creamyayer.html>



**APPENDIX VIII**

**FORMAT OF THE SERVING CERTIFICATE  
(FOR SERVING DEFENCE CATEGORY PERSONNEL)**

**Date**

This is to certify that No..... Rank..... Name.....  
Father/ Mother of .....is currently in service in  
the..... (Indian Army/Indian Navy/Indian Air Force) and his /her address of  
residence is as mentioned below:

Place:

Signature of the Competent Authority

(Ex- servicemen are required to submit relevant proof from the Pension Payment Order or PPO)

## APPENDIX -IX

### FORMAT OF CASTE CERTIFICATE FOR SCHEDULED CASTE/ TRIBE CANDIDATE

1. This is to certify that Shri/Smt/Kumari..... Date of Birth..... Son/Daughter of.....of village/town ..... in District/Division of State/Union Territory .....belongs to the .....Caste/Tribe which is recognized as SC/ST under The Constitution (Scheduled Caste) Order, 1950. The Constitution (Scheduled Caste)Union Territories Order, 1951. The Constitution (Scheduled Tribes) Union Territories Order. 1951, as amended by the SCs And STs List (Modification) Order. 1950; The Bombay Reorganization Act, 1960; The Punjab Reorganization Act, 1966; The State Of HP Act, 1970; The North Eastern Areas (Reorganization) Act, 1971 and the SCs And STs Order (Amendment) Act, 1976. The Constitution (Jammu & Kashmir) SC Order, 1956. The Constitution (Andaman & Nicobar Islands) SC Order 1959 as amended by SCs and STs Order(Amendment)Act, 1976. The Constitution (Dadra And Nagar Haveli) SCs Order, 1962. The Constitution (Dadra And Nagar Haveli) STs Order, 1962. The Constitution (Pondicherry) SCs Order, 1964. The Constitution Scheduled Tribes (Uttar Pradesh) Order. 1967. The Constitution (Goa, Daman & Diu) SCs Order, 1968. The Constitution (Nagaland) STs Order. 1970. The Constitution (Sikkim) SCs Order, 1968 or any such Govt. of India directive applicable at the time of counselling.

2. Shri/Smt/Kumari.....and/or his/her family ordinarily reside(s) in Village/ Town.....of District.....of State/Union Territory of .....

3. Applicable in the case of SC/ST persons who have migrated from State/Union Territory Administration to another State/Union Territory. The certificate is issued on the basis of the SC/ST Certificate to Shri/Smt..... father / mother of Shri/Smt/Kumari..... of Village/Town..... in District/Division..... of the State/ Union Territory ..... who belongs to the ..... Scheduled Caste/ Scheduled Tribe in the State/Union Territory issued by the ..... (Name of the prescribed authority) vide their No ..... Dated.....

Signature Designation (with Seal of Office)

Place.....(State/Union Territory)

Date.....

\*Please delete the words which are not applicable. Please quote specific presidential order.

Note: The term ordinarily reside(s) used here has the same meaning as in section 20 of the representation of the people's act, 1950.

#### List of Authorities Empowered to Issue SC/ST Certificates

1. District Magistrate/Additional District Magistrate/Deputy Commissioner/Additional Deputy Commissioner/ Deputy Collector/ 1<sup>st</sup> Class Stipendiary Magistrate/ City Magistrate/Sub-divisional Magistrate/Taluka Magistrate /Executive Magistrate/Extra Assistant Commissioner not below the rank of 1st class Stipendiary Magistrate.
2. Chief Presidency Magistrate/Additional Chief Presidency Magistrate/Presidency Magistrate 3. Revenue Officers, not below the rank of Tehsildar
3. Sub-divisional Officer of the area where the candidate and/or his family normally resides
4. Administrator/Secretary to Administrator/Development Officer(Lakshadweep Islands)
5. Certificate issued by any other authority will be rejected

## REPLICA

Home

## Steps to apply online

- ✓ Apply for Online Registration
- ✓ Fill Online Application Form
- ✓ Upload Scanned Photo & Signature
- ✓ Pay Examination Fee

Application Form

All India Sainik School Entrance Exam (AISSEE)

New Registration

## Only Registered Candidates Sign In

Application Form

All India Sainik School Entrance Exam (AISSEE)

Application No

221810000008

Password

\*\*\*\*\*

Security Pin as shown below

(Case Sensitive)

Security Pin

82U040



Sign In

Forgot Password ?

Forgot Application No ?

## Disclaimer:

Disclaimer: This site is designed and hosted by NIC eCounselling division and the contents are provided by NTA. For any further information, please contact to NTA. (Ver 1.0.136.2.0)

## Instructions and Procedure for online submission of Application Form

[Download Information Bulletin](#)

- Please read the instructions, procedure and Information Bulletin carefully before you start filling the Application Form.
- Candidate can apply 'ON-LINE' only through official website <https://aissee.nta.nic.in>.
- Please ensure your eligibility as per the criteria laid down for AISSEE.
- Examination Fees**

### EXAMINATION FEE DETAIL

Category	Fee Amount
General/OBC (NCL)/Wards of Defence Personnel SC/ST	Rs. 550/- Rs. 400/-

**Processing charges and Goods & Service Taxes (GST) are to be paid by the candidate, as applicable.**

- The fee may be submitted through Net Banking/Debit Card/Credit Card/UPI/Paytm Services.

### 6. Application Procedure: Steps to be followed to apply online

- Step 1: Register for Online Application Form** and note down system generated **Application Number**. The candidate should supply all the details while filling the Online Application Form and is also required to create **PASSWORD** and choose Security Question and enter his/her Answer. After successful submission of the personal details, Application number will be generated and it will be used to complete the remaining Steps of the Application Form and will also be required for all future correspondence.
- Step 2: Complete the Application Form** Candidate can login with the system generated Application Number and created Password for completing the Application Form.
- Step 3: Upload Scanned Images of following:**
- Candidate Photograph
  - Candidate Signature
  - Candidate Thumb Impression
  - Date of birth certificate
  - Domicile certificate
  - Caste certificate, if applicable
  - Service Certificate, if the applicant is the ward of serving defence personnel and PPO if the candidate is the ward of ex-serviceman.

- The recent photograph should be coloured or black/white (but clear contrast).
- Scanned photograph, signature and thumb impression should be in JPG/JPEG format.
- Size of scanned photograph should be between 10 kb to 200 kb.
- Size of scanned signature should be between 4 kb to 30 kb.
- Size of scanned thumb impression should be between 4 kb to 30 kb.
- Date of birth, domicile, caste certificate and service certificate are of size 50 kb to 500 kb.

**Note :** Upload the correct Photograph, Signature, thumb impression and other certificates as the facility for correction will not be given.

### Step 4: Pay Examination Fee by Net Banking/Debit Card/Credit Card/UPI/Paytm Services :

The candidate has to select Net banking/Debit card/Credit card/UPI/Paytm Services option to pay the application fee and follow the online instruction to complete the payment of fee. After successful payment, candidate will be able to print the Confirmation Page. In case the Confirmation Page is not generated after payment of fee then the transaction is cancelled and the candidates have to approach the concerned bank for refund of amount. However the candidate has to make another payment/transaction, in case the Confirmation Page is not generated.

**THESE STEPS CAN BE DONE TOGETHER OR SEPARATELY ALSO.**

### 7. Important Instruction about PASSWORD

- During online form filling, candidate will be required to choose **PASSWORD** and Security Question and its Answer. Candidate is advised to record/remember their password for all future logins.
- For subsequent logins, candidate will be able to login directly with their respective system generated Application Number and the chosen Password.
- Candidate is advised not to disclose or share their password with anybody. Neither NTA nor NIC will be responsible for violation or misuse of the password of a candidate.
- Candidate can change his/her passwords after login, if desired.
- Candidate should remember to log out at the end of their session so that the particulars of the candidate cannot be tampered or modified by unauthorized persons.

The Password must be as per the following Password policy.

- Password must be 8 to 13 character long.
- Password must have at least one Upper case alphabet.
- Password must have at least one Lower case alphabet.
- Password must have at least one numeric value.
- Password must have at least one special characters eg. !@#%&\*~.

### 8. How to reset your Password :

- Using Security Question & its Answer you chosen during Form filling .
- Using a verification code sent via text message (SMS) to your Registered Mobile No.
- Using a reset link sent via Email to your Registered Email address.

- The Application Number printed on the computer generated Confirmation Page must be mentioned in all such correspondences. It is therefore essential to note down the application number printed on the Confirmation Page.

- Only one application is to be submitted by a candidate. More than one application i.e. Multiple application forms submitted by a candidate will be rejected.

I have downloaded Information Bulletin, read and understood all the Instructions therein as well as those mentioned above, and filling up the online application form accordingly.

[Click here to Proceed](#)

### Disclaimer:

Disclaimer: This site is designed and hosted by NIC eCounselling division and the contents are provided by NTA. For any further information, please contact to NTA. (Ver 1.0.136.2.0)

Home

Registration

Application Form

Document Upload

Fee Payment

### Personal Details

Candidate's Name	<input type="text" value="Raj Kumar"/>		
Father's Name	<input type="text" value="Ravi Kishan"/>		
Mother's Name	<input type="text" value="Sunita Devi"/>		
Date of Birth	<input type="text" value="14"/>	<input type="text" value="May (05)"/>	<input type="text" value="2007"/>
Gender	<input type="text" value="Male"/>		
Type of Identification	<input type="text" value="Any Other Valid Govt Identity with photograph"/>		
Enter Valid Govt Identity Number	<input type="text" value="987654321741"/>		

### Contact Details

Premises No/ Name	<input type="text" value="Okhla"/>		
Locality(Optional)	<input type="text" value="Phase - III"/>		
Sub locality	<input type="text" value="Delhi"/>		
Country	<input type="text" value="India"/>		
State	<input type="text" value="DELHI"/>		
District	<input type="text" value="SOUTH EAST DELHI"/>		
Pin Code	<input type="text" value="110020"/>		
Land Line No. with STD code or any other Contact No. (Optional)	<input type="text"/>		
Email Address	<input type="text" value="xyz@gmail.com"/>		
Mobile Number (+91)	<input type="text" value="91"/>	<input type="text" value="9876543211"/>	

### Permanent Address

Same As Present Address

### Choose Password

Password	<input type="password" value="....."/>
Confirm Password	<input type="password" value="....."/>
Security Question	<input type="text" value="What is your neighbour's pet name ?"/>
Security Answer	<input type="password" value="....."/>

### Security Pin

Enter security pin (case sensitive)	<input type="text" value="WBJ189"/>
Security Pin	<input type="text" value="M9997W"/>

Submit

#### Disclaimer:

Disclaimer: This site is designed and hosted by NIC eCounselling division and the contents are provided by NTA. For any further information, please contact to NTA. (Ver 1.0.136.2.0)

Review Page !! Close X

Please review the following informations carefully.  
If you would like to change any information entered, you may do so by pressing  
**'EDIT REGISTRATION FORM'** button or press **'FINAL SUBMIT'** button for final submission.

**Review Page - Online Registration Form**

Review the following particulars carefully. If you would like to change any particulars entered, you may do so by pressing **'EDIT REGISTRATION FORM'** button or press **'FINAL SUBMIT'** button for final submission.

**Personal Details**

Candidate's Name:	RAJ KUMAR	Father's Name:	RAVI KISHAN
Mother's Name:	SUNITA DEVI	Date of Birth:	14-05-2007
Gender :	Male	Type of Identification:	Any Other Valid Govt Identity with photograph
Any Other Valid Govt Identity with photograph:	987654321741		

**Contact Details**

Premises No/ Name:	Okhla	Locality(Optional):	Phase - III
Sub locality:	Delhi	Country:	India
State:	DELHI	District:	SOUTH EAST DELHI
Pin Code:	110020	Land Line No. with STD code or any other Contact No.(Optional):	--
Email Address:	xyz@gmail.com	Mobile Number (+91) :	91 - 9876543211

**Permanent Address**

Premises No/ Name:	Okhla	Locality(Optional):	Phase - III
Sub locality:	Delhi	Country:	India
State:	DELHI	District:	SOUTH EAST DELHI
Pin Code:	110020		

**Account Details**

Security Question:	What is your neighbour's pet name ?	Security Answer:	(Not shown due to security reasons)	Password:	(Not shown due to security reasons)
--------------------	-------------------------------------	------------------	-------------------------------------	-----------	-------------------------------------

**Account Details**

Security Question:	What is your neighbour's pet name ?	Security Answer:	(Not shown due to security reasons)	Password:	(Not shown due to security reasons)
--------------------	-------------------------------------	------------------	-------------------------------------	-----------	-------------------------------------

**Particulars checklist to be verified**

Kindly verify all the particulars listed below carefully. Once submitted Registration Form finally, changes can not be made.

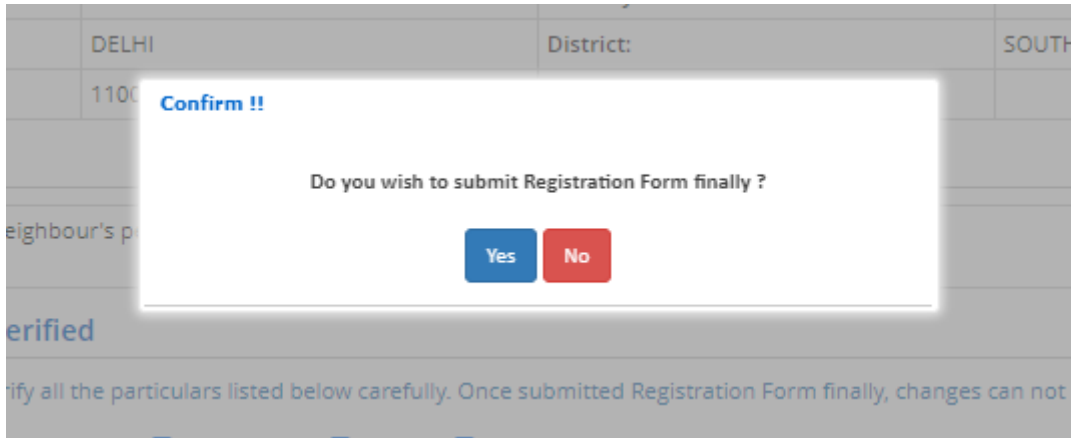
- My Name  
  Father Name  
  Mother Name  
  Date of Birth  
  Gender  
  Address  
 Email ID

**Declaration**

I hereby declare that I have filled up this online application after carefully reading the Information Bulletin and fully understanding the provisions/ procedures mentioned therein. I further declare that all the particulars given by me in this application are true to the best of my knowledge and belief. I agree that my Result may be withheld/ not declared/ my candidature may automatically stand cancelled, In case it is found at any point of time in future that false information has been furnished in this application. I shall abide by these terms and conditions as well as those laid down in the Information Bulletin, Public Notices and Advisories issued by NTA regarding this exam from time to time.

I Agree ✔

EDIT Registration Form
Final Submit



- Application Progress Status**
- [View Registration Form](#)
  - [Complete Application Form](#)
  - [Upload Documents](#)
  - [Pay Examination Fee](#)

- Verify Mobile No. & Email Id**
- [Verify Mobile Number](#)
  - [Verify Email Id](#)

Application Status	
Registration Form	Completed
Application Form	Incomplete
Upload Documents	Incomplete
Application Fee Payment	Incomplete

You have completed **Registration Form**. Please note down the Application Number for future references.  
**Application Number : 2218 1000 0035**  
 Fill the Application Form by clicking on button as shown below.

[Complete Application Form](#)



Personal Details

Candidate's Name: RAJ KUMAR

Date of Birth: 14 / 05 / 2007

Gender: Male

Father's Name: RAVI KISHAN

Mother's Name: SUNITA DEVI

Nationality: Indian

State of Domicile: BIHAR

Category: SC

Sub Category: Not Applicable

Is your parent serving in Coast Guard/Assam Rifles (please refer para 5.4 of inf. bull.)? Assam Rifles

Whether sibling is studying in Sainik School? Yes

From where did you come to know about Sainik Schools and the AISSEE 2020? Pamphlet/ Poster

Applied for

Class for which admission is sought: Class IX

School where admission is sought: Sainik School, Goalpara (ASSAM)

Medium of Exam: English

Choice of Exam Centre: Choice I: ARUNACHAL PRADESH PASIGHAT

Choice of Exam Centre: Choice II: CHHATTISGARH KANKER

Choice of Exam Centre: Choice III: BIHAR BHAGALPUR

Choice of Exam Centre: Choice IV: ARUNACHAL PRADESH ITANIAGAR

Details of Academic Qualification

**Class VIII Qualification Details**

Pass Status: Passed	Year of Passing/appearing: 2016	Name of Examination: Class VIII
School Name and City: Any Recognised Board/ Open school	Board/University(In Case Other): cbse	Result Mode: Percentage
Total Marks: 500	Obtained Marks: 350	Percentage(%): 70.00

Already Applied AISSEE Exam before

Have you appeared in the AISSEE Exam before? Yes

Roll No: 32145

Admission to Class: Class IX

Exam Year: 2020



Additional Information

Are you the son or daughter of any permanent staff member of any Sainik School?

Name of Sainik School where the staff member is working

Name of your father/mother

Parents Income Details

	Qualification	Occupation	Annual Income
Father's:	GRADUATE	GOVERNMENT SERVICE	In between Rs. 3,00,001 to Rs. 6,00,000
Mother's :	OTHERS	OTHERS (INCLUDING HOUSE WIFE)	Less than or equal to Rs.1,00,000
Guardian's # (optional)	--Select--	--Select--	--Select--

Security Pin

Enter security pin (case sensitive)

Security Pin 

**Occupation**

**Review Page !!** Close X

Please review the following informations carefully.  
If you would like to change any information entered, you may do so by pressing  
**'EDIT APPLICATION FORM DATA'** button or press **'FINAL SUBMIT'** button for final submission.



**Application Progress Status**

- View Registration Form
- View Application Form
- Upload Documents
- Pay Examination Fee

**Verify Mobile No. & Email Id**

- Verify Mobile Number
- Verify Email Id

Application Status	
Registration Form	Completed
Application Form	Completed
Upload Documents	Incomplete
Application Fee Payment	Incomplete

You have completed step 2 of Online Application Form.

If you want to edit filled Application Form then click 'Edit Application Form' button shown below. Otherwise proceed for uploading of scanned images by clicking 'Upload Images' button to complete step 3.

Application Number : 2218 1000 0035



S.No.	Required Document	Document Specifications	Upload	Action	View
1	Photograph	Document Format: JPG Min Size (KB): 10 Max Size (KB): 200	<input type="button" value="Choose File"/> No file chosen		
2	Thumb	Document Format: JPG Min Size (KB): 3 Max Size (KB): 30	<input type="button" value="Choose File"/> No file chosen		
3	Signature	Document Format: JPG Min Size (KB): 4 Max Size (KB): 30	<input type="button" value="Choose File"/> No file chosen		
4	Category	Document Format: PDF Min Size (KB): 50 Max Size (KB): 300	<input type="button" value="Choose File"/> No file chosen		
5	Domicile	Document Format: PDF Min Size (KB): 50 Max Size (KB): 300	<input type="button" value="Choose File"/> No file chosen		
6	Date Of Birth Certificate	Document Format: PDF Min Size (KB): 50 Max Size (KB): 300	<input type="button" value="Choose File"/> No file chosen		

**Disclaimer:**  
Disclaimer: This site is designed and hosted by NIC eCounselling division and the contents are provided by NTA. For any further information, please contact to NTA. (Ver 1.0.136.2.0)



S.No.	Required Document	Document Specifications	Upload	Action	View
1	Photograph	Document Format: JPG Min Size (KB): 10 Max Size (KB): 200	<input type="button" value="Choose File"/> No file chosen		<a href="#">Uploaded Document</a>
2	Thumb	Document Format: JPG Min Size (KB): 3 Max Size (KB): 30	<input type="button" value="Choose File"/> No file chosen		<a href="#">Uploaded Document</a>
3	Signature	Document Format: JPG Min Size (KB): 4 Max Size (KB): 30	<input type="button" value="Choose File"/> No file chosen		<a href="#">Uploaded Document</a>
4	Category	Document Format: PDF Min Size (KB): 50 Max Size (KB): 300	<input type="button" value="Choose File"/> No file chosen		<a href="#">Uploaded Document</a>
5	Domicile	Document Format: PDF Min Size (KB): 50 Max Size (KB): 300	<input type="button" value="Choose File"/> No file chosen		<a href="#">Uploaded Document</a>
6	Date Of Birth Certificate	Document Format: PDF Min Size (KB): 50 Max Size (KB): 300	<input type="button" value="Choose File"/> No file chosen		<a href="#">Uploaded Document</a>

**Security Pin**

Enter Security Pin (case sensitive)

WB|189

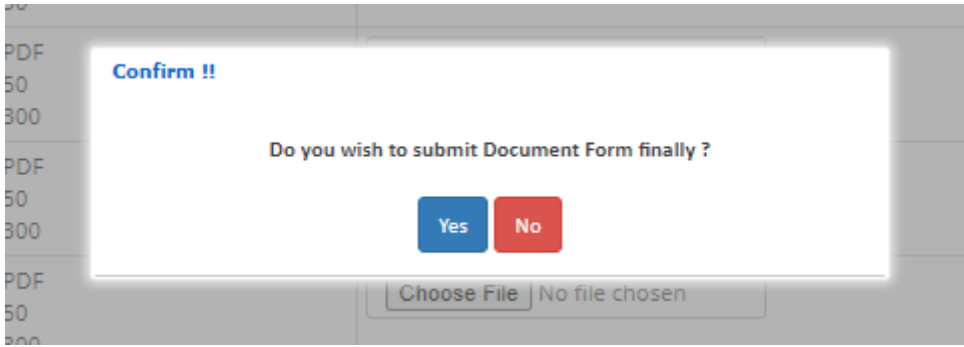
Security Pin



Submit

**Disclaimer:**  
Disclaimer: This site is designed and hosted by NIC eCounselling division and the contents are provided by NTA. For any further information, please contact to NTA. (Ver 1.0.136.2.0)





**Application Progress Status**

- View Registration Form
- View Application Form
- View Uploaded Documents
- Pay Examination Fee

**Verify Mobile No. & Email Id**

- Verify Mobile Number
- Verify Email Id

Application Status	
Registration Form	Completed
Application Form	Completed
Upload Documents	Completed
Application Fee Payment	Incomplete

You have completed step 3 of Application Form for All India Sainik School Entrance Exam (AISSEE) AISSEE 2022. The processing of application form will be completed only after the payment of fee.  
**After payment of Fee, you will not be able to edit the filled Application Form data and Uploaded Documents.**  
**You are required to pay the fee Rs. 1/- .**

Application Number : 2218 1000 0035

[Edit Application Form](#)
[Edit Uploaded Documents](#)
[Pay Examination Fee Rs. 1/-](#)

**Disclaimer:**  
Disclaimer: This site is designed and hosted by NIC eCounseling division and the contents are provided by NTA. For any further information, please contact to NTA. (Ver 1.0.136.2.0)



Mode of Payment

Activity : Examination Fee Payment

Select Mode of Payment

Online Payment

[Proceed for payment](#)

Note: Examination Fee can be deposited through Debit/Credit Card/Net Banking/Paytm Services

**Disclaimer:**  
Disclaimer: This site is designed and hosted by NIC eCounseling division and the contents are provided by NTA. For any further information, please contact to NTA. (Ver 1.0.136.2.0)



## NTA AISSEE

[← GO BACK](#)

### NTA AISSEE Order

Transaction ID: 22181000003501901

Amount to be paid

₹1

Inclusive of Convenience Charge + GST ▼

SELECT AN OPTION TO PAY



Pay easily using your saved payment methods

Mobile number registered with Paytm

+91 |

Proceed

Debit Card

Credit Card

UPI

Net Banking



100% Secure Payments Powered by Paytm



RuPay

MasterCard  
SecureCode

SafeKey

Verified by  
VISA



**Application Progress Status**

- View Registration Form
- View Application Form
- View Documents
- View Fee Receipt

**Download Confirmation Page**

- Download Confirmation Page
- Email Confirmation Page

**Verify Mobile No. & Email Id**

- Verify Mobile Number
- Verify Email Id

Application Status	
Registration Form	Completed
Application Form	Completed
Upload Documents	Completed
Application Fee Payment	Completed





You have completed all the steps of online Application Form.  
Now download the confirmation page.  
Application Number : 2218 1000 0035

[Download Confirmation Page](#)

**Disclaimer:**  
Disclaimer: This site is designed and hosted by NIC eCounseling division and the contents are provided by NTA. For any further information, please contact to NTA. (Ver 1.0.136.2.0)



Confirmation Page

<b>Application No.</b>	<b>22181000035</b>		-
<b>DO NOT SEND THIS PAGE TO NATIONAL TESTING AGENCY (NTA).</b>			
CANDIDATE IS REQUESTED TO RETAIN THE PRINTOUT OF CONFIRMATION PAGE FOR FUTURE REFERENCE.			
<b>Personal Details</b>			
Candidate's Name	RAJ KUMAR	Date of Birth	14-05-2007
Mother's Name	SUNITA DEVI	Category	SC
Father's Name	RAVI KISHAN	Gender	Male
Sub Category	Not Applicable	Nationality	Indian
State of Domicile	BIHAR	Is your parent serving in Coast Guard/Assam Rifles (please refer para 5.4 of inf. bull.) ?	Assam Rifles
Whether sibling is studying in Sainik School ?	Yes	From where did you come to know about Sainik Schools and the AISSEE 2020?	Pamphlet/ Poster
<b>Applied for</b>			
Class for which admission is sought	Class IX	School where admission is sought	Sainik School, Goalpara (ASSAM)
Medium of Exam	English	Choice of Exam Centre: Choice I	ARUNACHAL PRADESH - PASIGHAT
Choice of Exam Centre: Choice II	CHHATTISGARH - KANKER	Choice of Exam Centre: Choice III	BIHAR - BHAGALPUR
Choice of Exam Centre: Choice IV	ARUNACHAL PRADESH - ITANAGAR		
<b>Already Applied AISSEE Exam before</b>			
Have you appeared in the AISSEE Exam before?	Yes		
Roll No	32145		
Admission to Class	Class IX		
Exam Year	2020		
<b>Additional Information</b>			
Are you the son or daughter of any permanent staff member of any Sainik School ?	Yes	Name of Sainik School where the staff member is working	Sainik School, Nalanda (BIHAR)
Name of your father/mother	RAVI KISHAN		
<b>Contact Details</b>			
Premises No/ Name	OKHLA	Locality	PHASE - III
Sub locality	DELHI	District	SOUTH EAST DELHI
State	DELHI	Pin Code	110020
Email Address	x****o	Mobile Number (+91)	369****571
Land Line No. with STD code or any other Contact No.	--		
<b>Fee Payment Details</b>			
Payment Mode:	Pay through PAYTM	Transaction ID:	20210923111212800110168159744387096
Exam Fee:	1/-	Date of Transaction:	23/09/2021 04:27:31
Fee Submitted On:	23/09/2021		
<b>DECLARATION</b>			
I hereby declare that all the particulars stated in this application form are true to the best of my knowledge and belief. I have read and understood the Board procedures. I shall abide by the terms and conditions thereon.			
<b>Images Uploaded by Candidate</b>			
<b>Photograph</b> 	<b>Signature</b> 	<b>Thumb Impression</b> 	
<b>List of Document Uploaded</b>			
Photograph,Thumb,Signature,Category,Domicile,Date Of Birth Certificate			

 **011-40759000**



## **National Testing Agency**

(An autonomous organization under the Department of Higher Education, Ministry of Education, Government of India)

e-mail: [aissee@nta.ac.in](mailto:aissee@nta.ac.in)

Website: [www.nta.ac.in](http://www.nta.ac.in)